

# STATE FIRE MARSHAL 2018 ANNUAL REPORT



**Get Alarmed**  
**ALABAMA**

# Table of Contents

<b><u>Item</u></b>	<b><u>Page Number</u></b>
<b>State Fire Marshal's Mission Statement</b>	<b>4</b>
<b>Introduction</b>	<b>5</b>
<b>Who We Are</b>	<b>6 - 7</b>
<b>Alabama Fire Incident Reporting System (AFIRS)</b>	<b>8</b>
<b>Fireworks Statistics</b>	<b>9</b>
<b>Sprinkler Statistics</b>	<b>10</b>
<b>Fire Pump Statistics</b>	<b>11</b>
<b>Fire Alarm Statistics</b>	<b>12</b>
<b>Contractor &amp; Blaster Statistics</b>	<b>13</b>
<b>Cigarette Ignition Propensity Statistics</b>	<b>14</b>
<b>Fire Investigations</b>	<b>15</b>
<b>K-9 Accelerant Detection Handler</b>	<b>16</b>
<b>Classification of Property Involved A Closer Look</b>	<b>17</b>
<b>Investigations: Classifications of Property Involved</b>	<b>18</b>
<b>Classifications of Investigations</b>	<b>19</b>
<b>Investigation by County</b>	<b>20</b>
<b>Investigation Requestors</b>	<b>21</b>
<b>Assistance Provided to Others in Man Hours</b>	<b>22</b>
<b>2018 Arrests / Charges</b>	<b>23 – 24</b>

## Table of Contents (Cont.)

<b><u>Item</u></b>	<b><u>Page Number</u></b>
<b>Fire Fatality Record</b>	<b>25</b>
<b>Fire Fatalities by Race &amp; Gender</b>	<b>26</b>
<b>Fire Fatalities by Age</b>	<b>27</b>
<b>Fire Fatality Causes</b>	<b>28</b>
<b>Fire Fatalities by County</b>	<b>29</b>
<b>Fire Fatalities by Month</b>	<b>30</b>
<b>Fire Fatalities by Status of Smoke Alarms</b>	<b>31</b>
<b>Inspections by County</b>	<b>32</b>
<b>Fireworks Inspections by County</b>	<b>33</b>
<b>Inspections Total Graph</b>	<b>34</b>
<b>Fire Prevention / Public Education</b>	<b>35</b>
<b>ALDOI Criminal Fraud Bureau</b>	<b>36</b>
<b>Fraud Bureau Mission Statement</b>	<b>37</b>
<b>Fraud Activity and 2017 – 2018 Case Outcomes</b>	<b>38</b>
<b>Total Investigations</b>	<b>39</b>
<b>Cases by County and Region</b>	<b>40</b>
<b>Computer Analysis Statistics</b>	<b>41</b>

The badge is a five-pointed star with a central circular seal. The seal features the Alabama state flag and the text 'ALABAMA' and 'FIRE MARSHAL'. The star's points contain decorative floral patterns and the words 'STATE', 'POLICE', 'ALABAMA', and 'MARSHAL'.

## **STATE FIRE MARSHAL'S OFFICE**

### **OUR MISSION...**

The mission of the Alabama State Fire Marshal's Office is to provide inspection services, to conduct investigations of fires and explosions, to prevent the commission of arson and related crimes, to protect lives and property from fires and explosions and to provide visitors and citizens of the state a safe environment in which to live, work, and play.

## Introduction

The 2018 Annual Report of the Alabama State Fire Marshal's Office is submitted by State Fire Marshal Scott F. Pilgreen in compliance with Section 36-19-26, Code of Alabama, 1975.

In 2018, the State Fire Marshal's Office had a staff of thirty-one law enforcement officers. This includes sixteen Deputy Fire Marshals and five Special Agents assigned to the Arson/Code Bureau. In addition, there are six Fraud Investigators and one Special Agent assigned to the ALDOI Criminal Fraud Bureau. The balance of the law enforcement staff includes two Assistant State Fire Marshals and the State Fire Marshal. The Administrative Staff of the State Fire Marshal's Office and the ALDOI Fraud Bureau include; one Departmental Operations Specialist who serves as Office Manager and four Administrative Support Assistants, and one Forensic Examiner/Analyst.

In 2018, the State Fire Marshal's Office conducted five hundred twenty-one (521) structure fire and/or explosion investigations. These investigations resulted in one hundred twenty-one (121) arrests for crimes ranging from arson and capital murder to drug related offenses and fire code violations.

In addition to investigations, the office also enforces the building and fire codes adopted by the state. A total of one thousand four hundred fifty-three (1,453) inspections were conducted in 2018. These inspections were effected on various types of occupancies which include, but are not limited to, the following; daycares, schools, fireworks retailers and manufacturers, correctional facilities, churches, event centers, etc. Many of these inspections were performed based on a complaint or request while others were prerequisite prior to a permit being issued by the office.

Fire fatalities in 2018 totaled seventy-five (75), a decrease of more than five percent over 2017. We are increasing our efforts in the area of inspections and public education to combat this problem. It is crucial that the awareness of the public is raised regarding fire safety issues. The Fire Service took a significant step in this area in 2014 with the creation of the "Turn Your Attention to Fire Prevention" campaign. The goal of this campaign is to provide information through Public Service Announcements and other means in order to accomplish the goal of raising awareness of the public on these issues in order to continue to decrease the occurrence of fatal fires.

In support of this effort, the State Fire Marshal's Office has taken steps to establish a separate bureau for Public Education and Community Risk Reduction. Additionally, we have partnered with the "In Touch Foundation" and the Alabama Fire College to provide battery powered smoke alarms to the citizens of Alabama. The alarms are distributed with assistance from the fire departments in state, both career and volunteer who identify those that are in need of this protection. In 2018, nearly 30,000 smoke alarms were provided and installed across Alabama.

## Who We Are . . .

The Alabama State Fire Marshal's Office (SFMO) is a division of the Alabama Department of Insurance (ALDOI). The department is under the leadership of Insurance Commissioner Jim Ridling. Commissioner Ridling provides the resources for the SFMO to accomplish the goals and perform the duties and responsibilities of the office. A portion of the funding for the SFMO is provided through monies generated by permits issued by the office.

The Alabama State Fire Marshal's Office was established in 1909. In 1919, the first legislative act regarding the authority, duties and responsibilities of the office was adopted and signed into law. In 1953, Title 36 Chapter 19 of the Code of Alabama, 1975 provides the authority and prescribes the duties of the office of the State Fire Marshal and his deputies. The Fire Marshal, Assistants, Special Agents and Deputies are state police officers and carry general police powers statewide.

In 2012, the Alabama Legislature passed laws establishing the crime of Insurance Fraud. Insurance Commissioner Ridling created within ALDOI the Insurance Fraud Unit to enforce these laws. The Insurance Fraud Unit was attached to the SFMO as a separate division due to the law enforcement responsibilities. This unit investigates the crime of Insurance Fraud and works with local, state and federal law enforcement agencies and District Attorney's to identify and prosecute those responsible for fraud involving any type of insurance.

In 2017, as a result of the expanding mission of the State Fire Marshal Division and under the direction of Commissioner Ridling, the division was renamed as the Alabama Department of Insurance (ALDOI) Criminal Investigations Division and restructured to include two bureaus; Arson/Code Bureau and the Criminal Fraud Bureau in order to properly convey the scope of the division.

The ALDOI Criminal Investigations Division consists of Director/State Fire Marshal Scott F. Pilgroom and two Assistant State Fire Marshals, Mark Drinkard, Arson/Code Bureau and Jim Finn, Criminal Fraud Bureau. The division is staffed as follows; sixteen Deputy State Fire Marshals and five Special Agents in the Arson/Code Bureau and one Special Agent along with six Fraud Investigators in the Fraud Bureau. Additionally, the Fraud Bureau has one Forensic Examiner and one Administrative Support Assistant. The Deputy State Fire Marshals, Criminal Fraud Investigators and Special Agents are located in field offices throughout the state and are responsible for investigations and inspections in their respective districts. The office headquarters is located in Montgomery and is staffed by the Director/State Fire Marshal, two Assistant State Fire Marshals, one Departmental Operations Specialist, and three Administrative Support Assistants.

The ALDOI Criminal Investigations Division is tasked with a variety of responsibilities which include but are not limited to the following; the criminal investigation of fires, explosions, insurance fraud and related crimes, the interpretation and enforcement of the state's building and fire codes. The division also regulates and permits the fireworks industry, fire sprinkler industry, commercial fire alarm industry, cigarette industry and blasting industry.

The Division provides assistance and training for Fire Departments, Law Enforcement Agencies, other government entities and the public on issues such as criminal investigations, building/fire code interpretation and fire safety/prevention education.



State Fire Marshal Scott Pilgreen



Mark Drinkard, Assistant State Fire Marshal



Jim Finn, Assistant State Fire Marshal

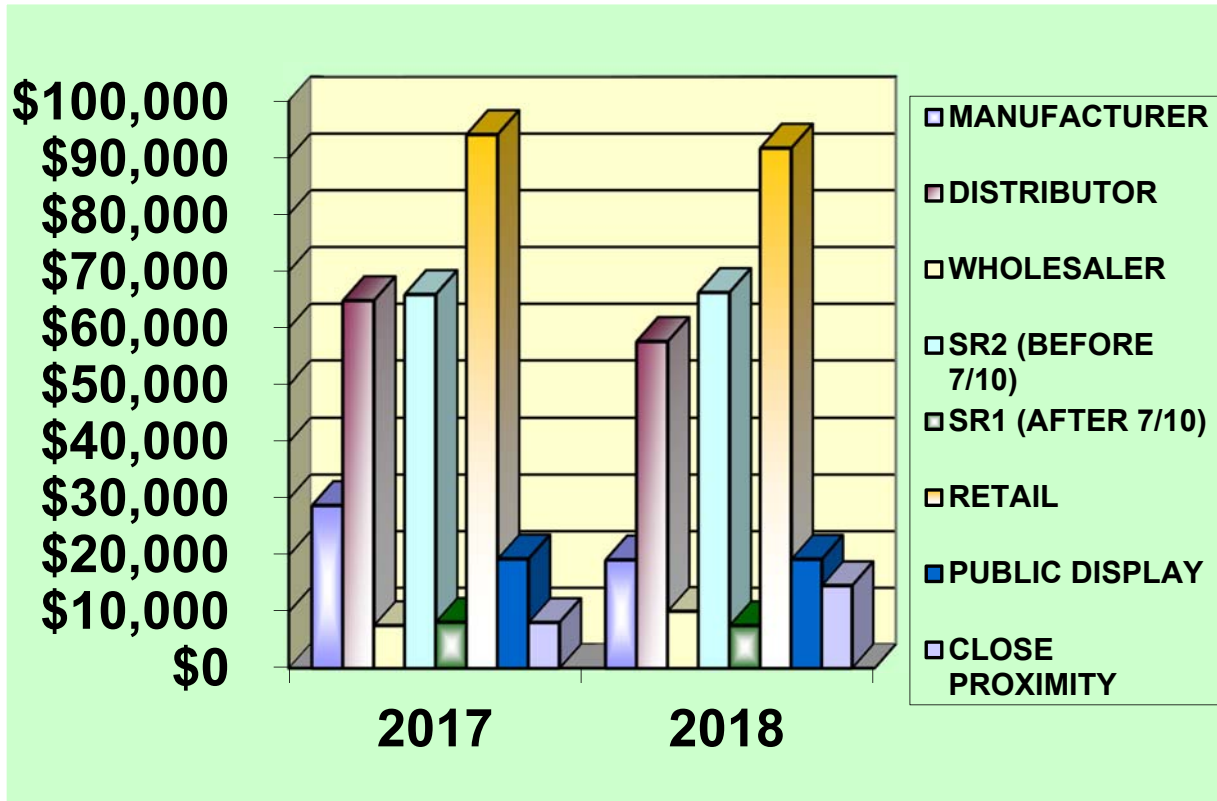
# Alabama Fire Incident Reporting System (AFIRS)

The Federal Fire Prevention and Control Act of 1974 authorizes the National Fire Data Center in the United States Fire Administration (USFA), an entity of the Federal Emergency Management Agency, to gather and analyze information on the magnitude of the Nation's fire problem, as well as its detailed characteristics and trends. The Act further authorizes the USFA to develop uniform data reporting methods, and to encourage and assist state agencies in developing and reporting data. In order to carry out the intention of this Act, the National Fire Data Center has established the National Fire Incident Reporting System (NFIRS).

The State of Alabama, recognizing the importance and benefits of reliable statistical data, is encouraging fire departments to submit data to AFIRS. AFIRS is Alabama's segment of the National Fire Incident Reporting System. During the 2018 calendar year, over four hundred fire departments out of 1,041 fire departments have activated the electronic reporting account to the system. More than three hundred and nineteen (319) departments have actually submitted data to the system in 2018. Alabama is one-third of the way towards having timely, factual data on which many decisions can be made. In support of AFIRS, the State Fire Marshal's Office administers the creation of the reporting accounts for departments, provides software for the electronic reporting, and provides support services. During 2018 more than seventy-five (75) training sessions with fire departments or county fire associations have been conducted around the state, which provided information and assistance to all interested departments in the area. Assistance is provided to any department who asks for help. Assistance is first attempted over the telephone; however, for more difficult problems, site visits are not uncommon. The software necessary for reporting is supplied to fire departments in the following ways; by download from FEMA's website, in addition FEMA provides a web based version for the Data Entry Tool which is available on their web site. Many departments' particularly volunteer fire departments now have high-speed internet connections which enable those departments to access FEMA's web site in order to download the software and updates or utilize the web based version of the program.

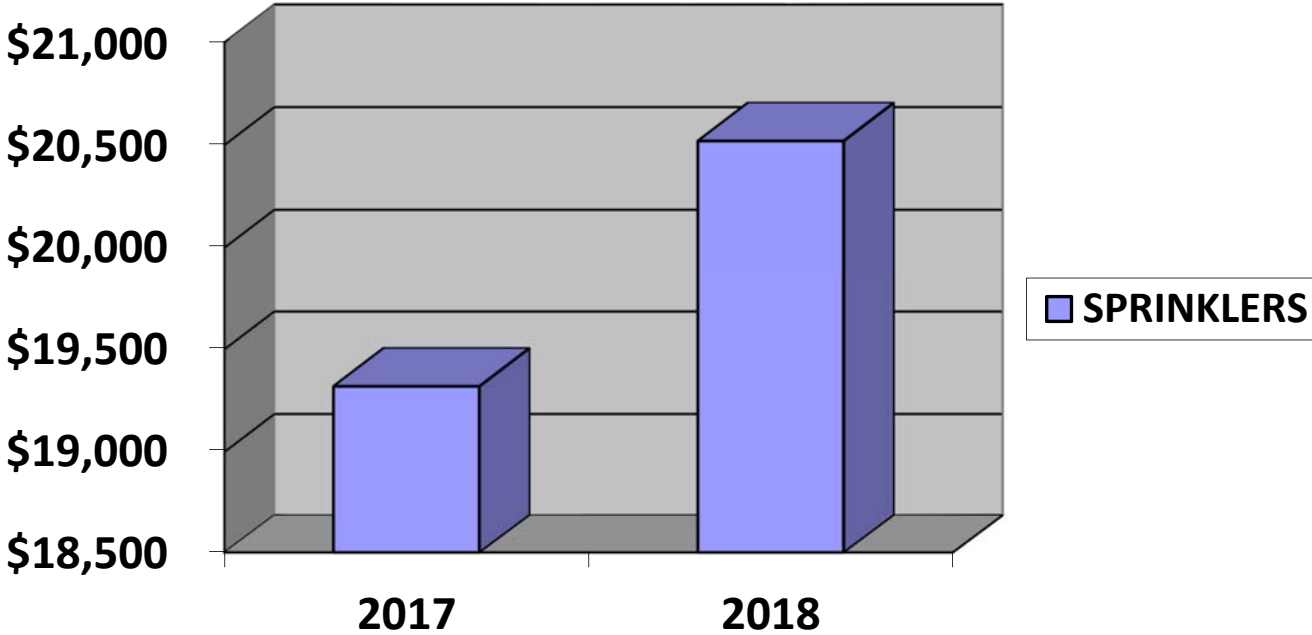


# FIREWORKS STATISTICS



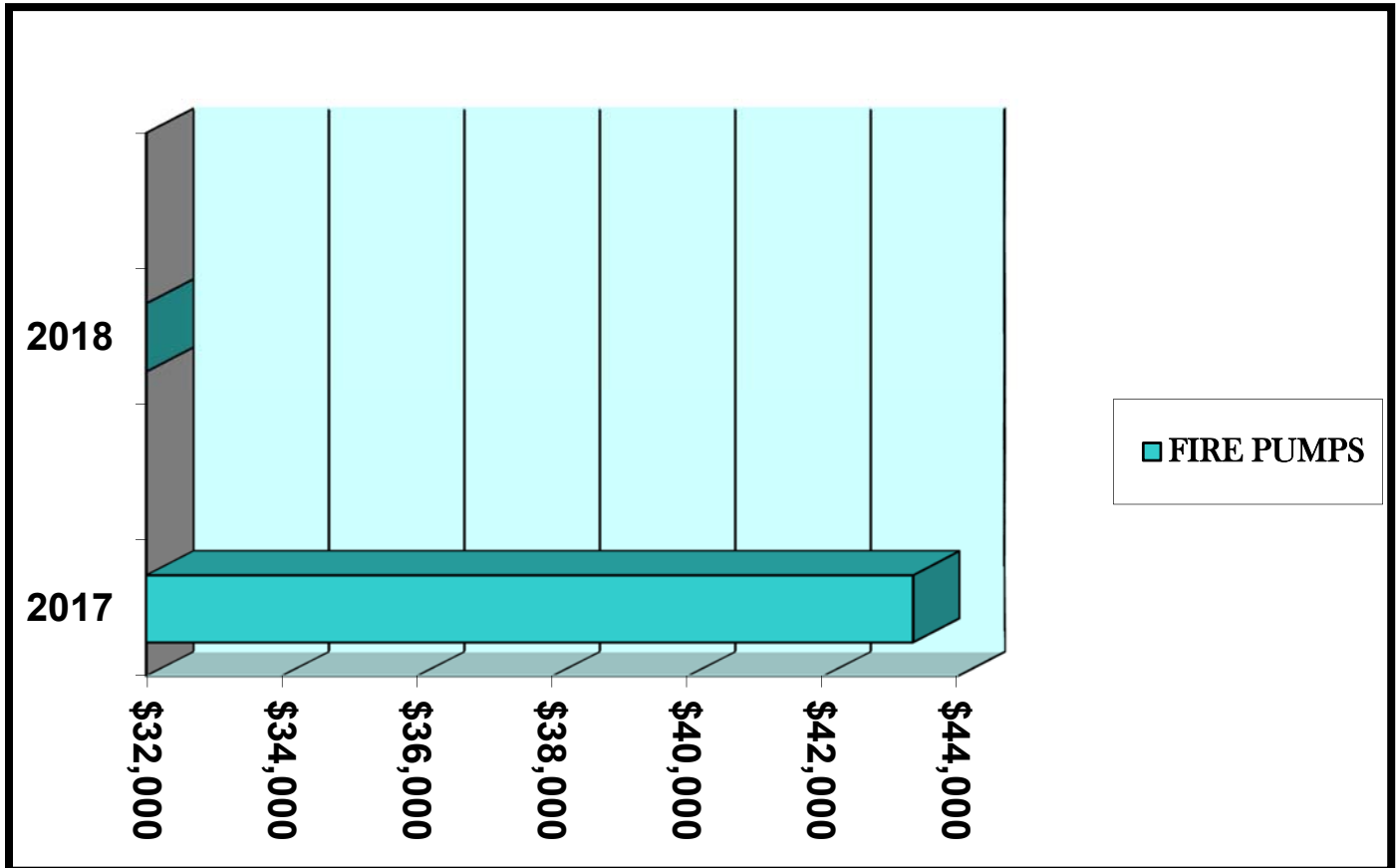
<u>MONIES COLLECTED FOR 2017</u>		<u>MONIES COLLECTED FOR 2018</u>	
<b>DISTRIBUTOR</b>	<b>\$64,800.</b>	<b>DISTRIBUTOR</b>	<b>\$57,600.</b>
<b>MANUFACTURER</b>	<b>\$28,800.</b>	<b>MANUFACTURER</b>	<b>\$19,200.</b>
<b>WHOLESALER</b>	<b>\$ 7,560.</b>	<b>WHOLESALER</b>	<b>\$10,080.</b>
<b>SEASONAL RETAILER - SR2 BEFORE 7/10</b>	<b>\$65,888.</b>	<b>SEASONAL RETAILER – SR2 BEFORE 7/10</b>	<b>\$66,240.</b>
<b>SEASONAL RETAILER – SR1 AFTER 7/10</b>	<b>\$ 8,160.</b>	<b>SEASONAL RETAILER – SR1 AFTER 7/10</b>	<b>\$ 7,560.</b>
<b>RETAIL</b>	<b>\$94,080.</b>	<b>RETAIL</b>	<b>\$91,680.</b>
<b>PUBLIC DISPLAY</b>	<b>\$19,380.</b>	<b>PUBLIC DISPLAY</b>	<b>\$19,320.</b>
<b>CLOSE PROXIMITY</b>	<b>\$ 8,100.</b>	<b>CLOSE PROXIMITY</b>	<b>\$14,640.</b>
<b>TOTALS</b>	<b>\$296,760.</b>	<b>TOTALS</b>	<b>\$286,320.</b>
<b>PERMITS ISSUED</b>	<b>1,150</b>	<b>PERMITS ISSUED</b>	<b>1,151</b>
<b>INSPECTIONS CONDUCTED</b>	<b>1,109</b>	<b>INSPECTIONS CONDUCTED</b>	<b>834</b>

# SPRINKLER STATISTICS



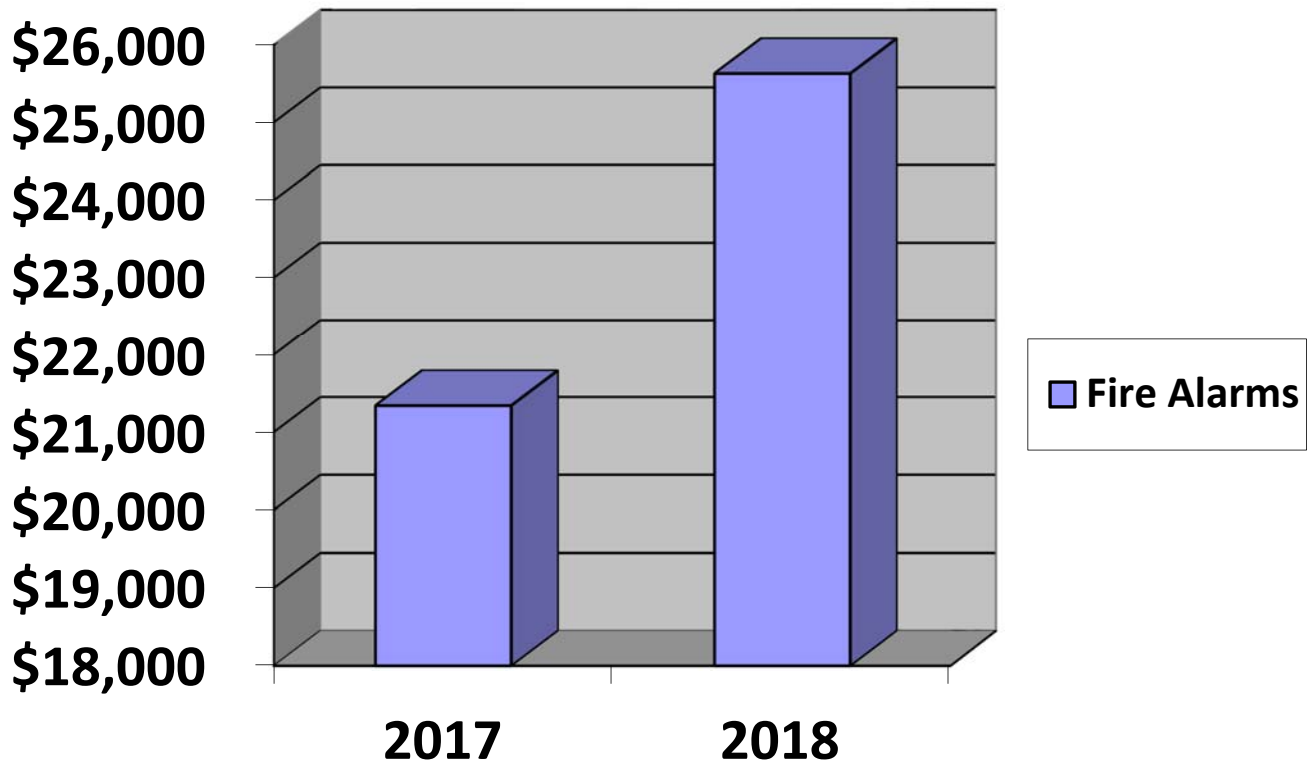
MONIES COLLECTED FOR 2017		MONIES COLLECTED FOR 2018	
SPRINKLER CONTRACTORS	\$19,320.	SPRINKLER CONTRACTORS	\$20,520.
PERMITS ISSUED	161	PERMITS ISSUED	171

# FIRE PUMP STATISTICS



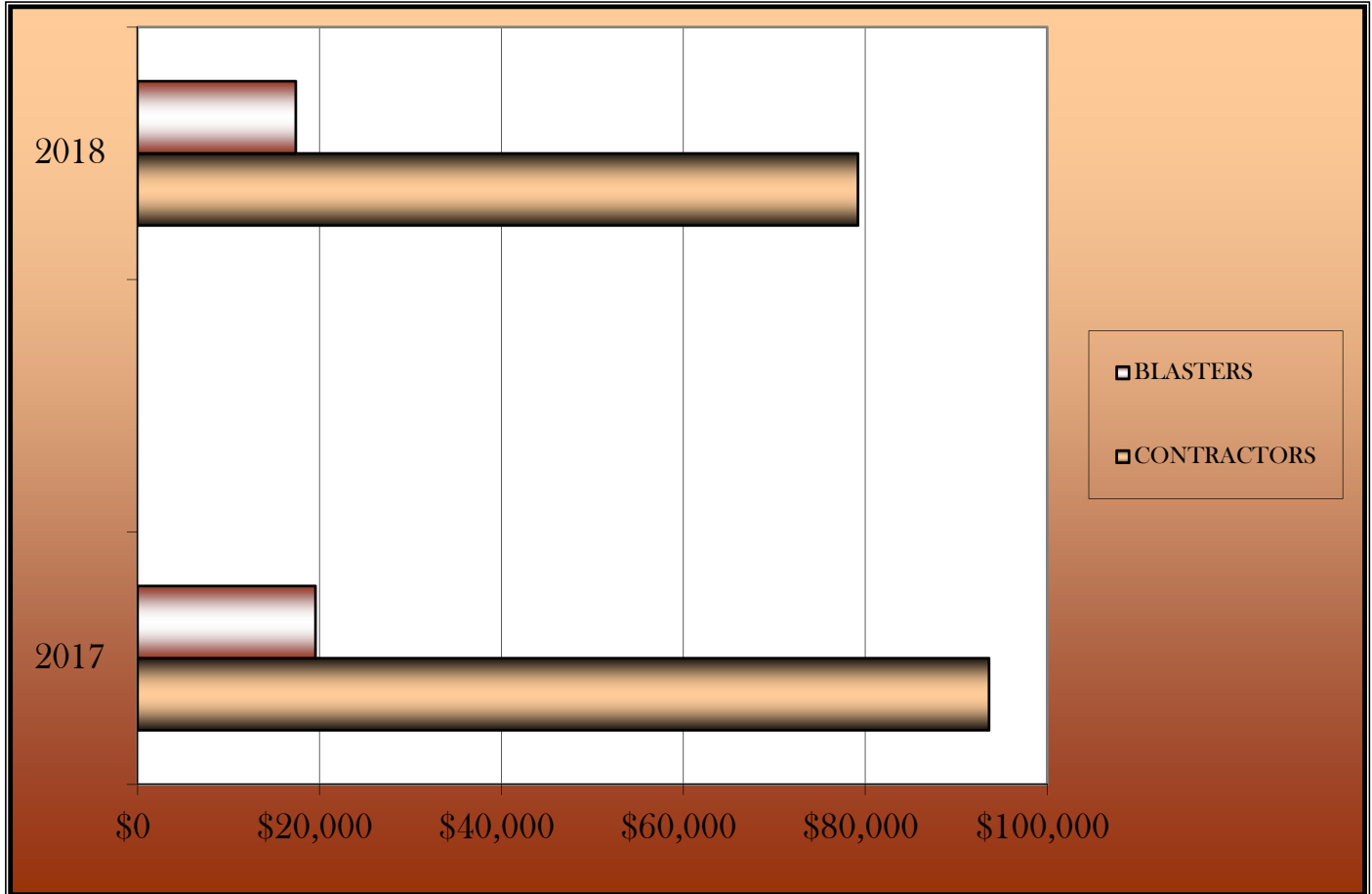
MONIES COLLECTED FOR 2017		MONIES COLLECTED FOR 2018	
FIRE PUMPS	\$43,320.	FIRE PUMPS	\$22,200.
PERMITS ISSUED	361	PERMITS ISSUED	185

# FIRE ALARM STATISTICS



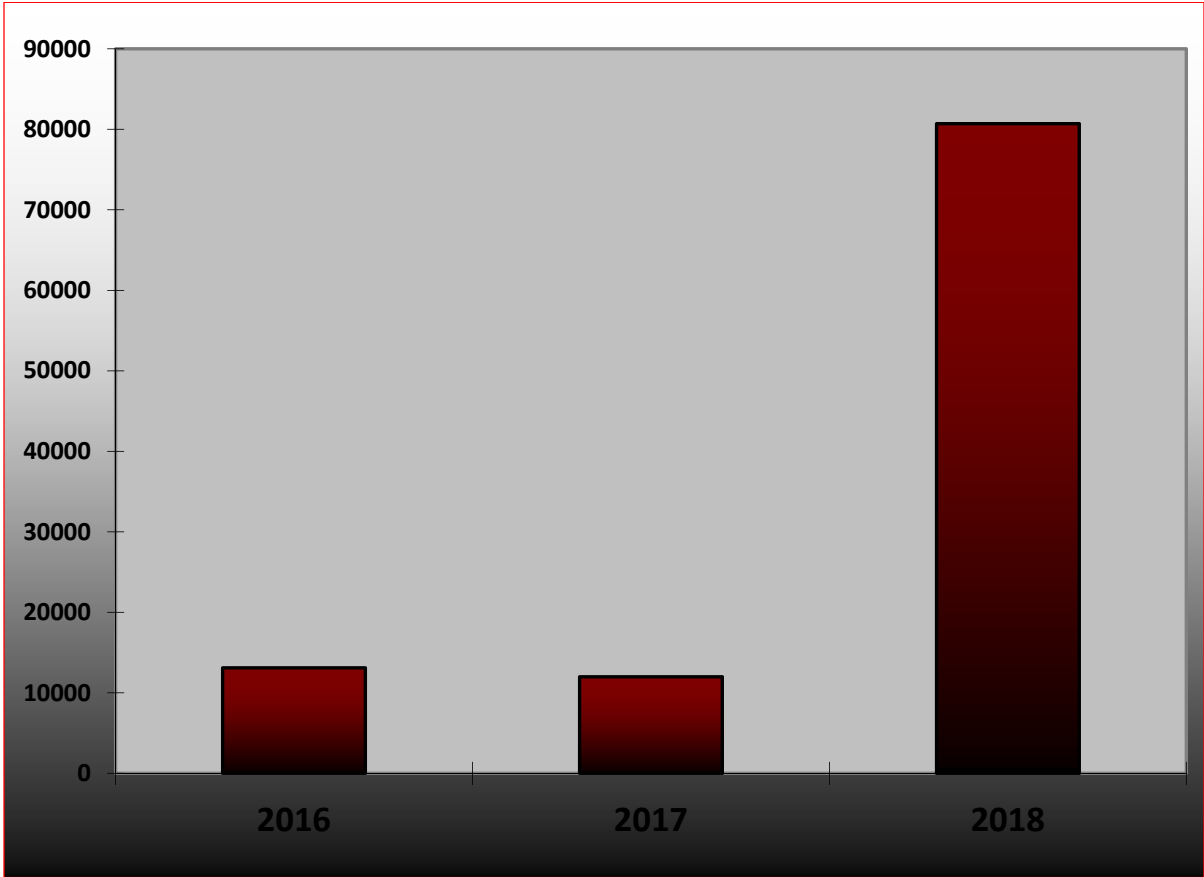
MONIES COLLECTED FOR 2017		MONIES COLLECTED FOR 2018	
FIRE ALARMS	\$21,340.	FIRE ALARMS	\$25,630
PERMITS ISSUED	194	PERMITS ISSUED	233

# CONTRACTOR & BLASTERS STATISTICS



<u>MONIES COLLECTED FOR 2017</u>		<u>MONIES COLLECTED FOR 2018</u>	
CONTRACTORS	\$93,600	CONTRACTORS	\$79,200
BLASTERS	\$19,560	BLASTERS	\$17,400
TOTALS	\$113,160	TOTALS	\$96,600
TOTAL PERMITS ISSUED	202	TOTAL PERMITS ISSUED	190

# CIGARETTE IGNITION PROPENSITY STATISTICS



<u>2016</u>		<u>2017</u>		<u>2018</u>	
FEES COLLECTED	<b>\$ 13,100.</b>	FEES COLLECTED	<b>\$12,000.</b>	FEES COLLECTED	<b>\$ 80,700.</b>
PERMITS ISSUED	<b>12</b>	PERMITS ISSUED	<b>18</b>	PERMITS ISSUED	<b>98</b>

- **This is a three (3) year license.**

# FIRE INVESTIGATIONS



# K-9 Accelerant Detection Handlers

During the late 1980s and early 1990s the State Fire Marshal's Office began training Deputy State Fire Marshals to be K-9 accelerant detection handlers. In 2018 we had one (1) K-9 team that responded statewide. This team was responsive not only to our agency, but assisted police departments and fire departments in locating trace amounts of hydrocarbon residue at fire scenes. The team also provided another service to the citizens of the State of Alabama by conducting demonstrations of controlled searches at schools and civic groups. This was done throughout the year to assist with Fire Prevention Awareness. This team is a very valuable asset to our agency, the Department of Insurance, and the State of Alabama.

K-9 Andy passed away in mid-2017. In the second quarter of 2018, our agency was able to acquire a new K-9 who is pictured below with his handler. Please welcome K-9 Jumpi to our Fire Marshal Family!



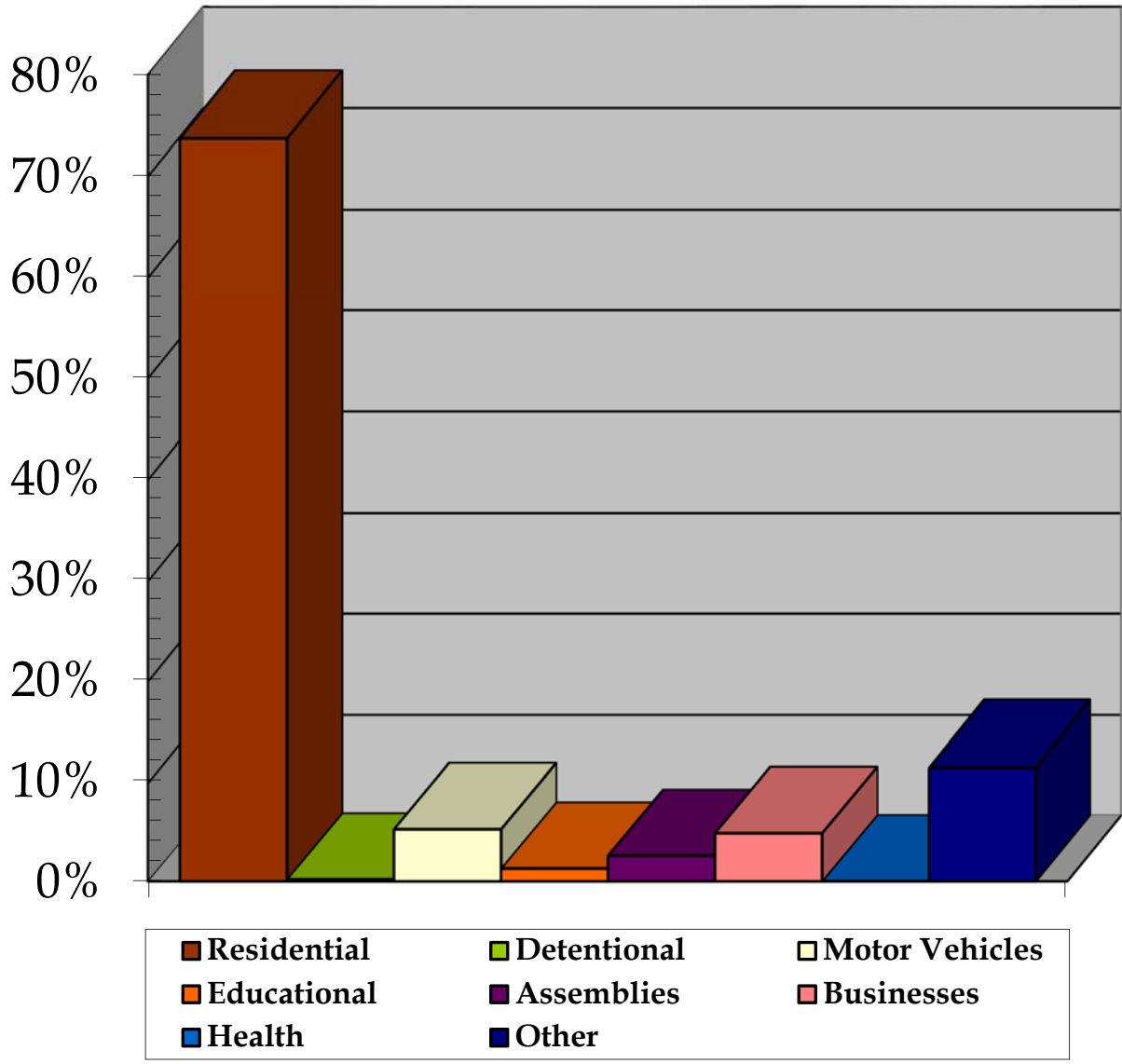
Deputy State Fire Marshal Ray Cumby and K-9 Jumpi



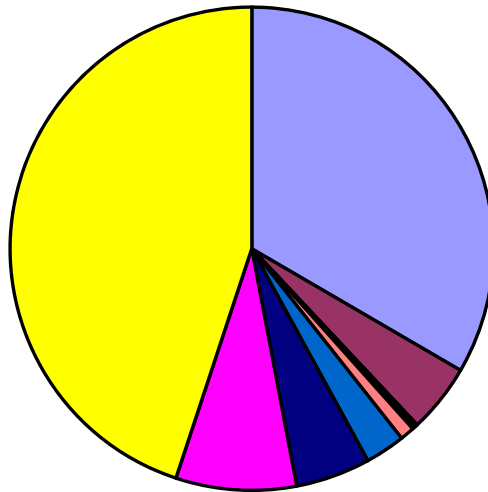
## CLASSIFICATION OF PROPERTY INVOLVED A CLOSER LOOK..

<b>RESIDENTIAL:</b>	<b>73.9%</b>
DWELLINGS	275
MOBILE HOMES	89
APARTMENTS, DORMITORIES	17
HUNTING CLUBS/LODGES	2
HOTELS/MOTELS	2
<b>DETENTIONAL:</b>	<b>0.2%</b>
JAILS, etc.	1
<b>MOTOR VEHICLES:</b>	<b>5.3%</b>
AUTOMOBILES, TRUCKS, etc.	28
MOTOR HOMES/CAMPER TRAILERS	-
WATERCRAFT	-
FARM EQUIPMENT/ TRACTORS, HEAVY EQUIPMENT, etc.	-
<b>EDUCATIONAL FACILITIES:</b>	<b>1.3%</b>
SCHOOLS, UNIVERSITIES	7
<b>ASSEMBLIES:</b>	<b>2.6%</b>
ASSEMBLIES/CHURCHES	9
RESTAURANTS	5
<b>BUSINESSES:</b>	<b>4.9%</b>
INDUSTRIAL, COMMERCIAL, MERCANTILE	26
<b>HEALTHCARE:</b>	<b>0.0%</b>
DOCTOR OFFICES, HOSPITALS	0
<b>OTHER:</b>	<b>11.5%</b>
	60
<b>TOTAL</b>	<b>521</b>

# Investigations Classifications of Property Involved



# *Classifications of Investigations*

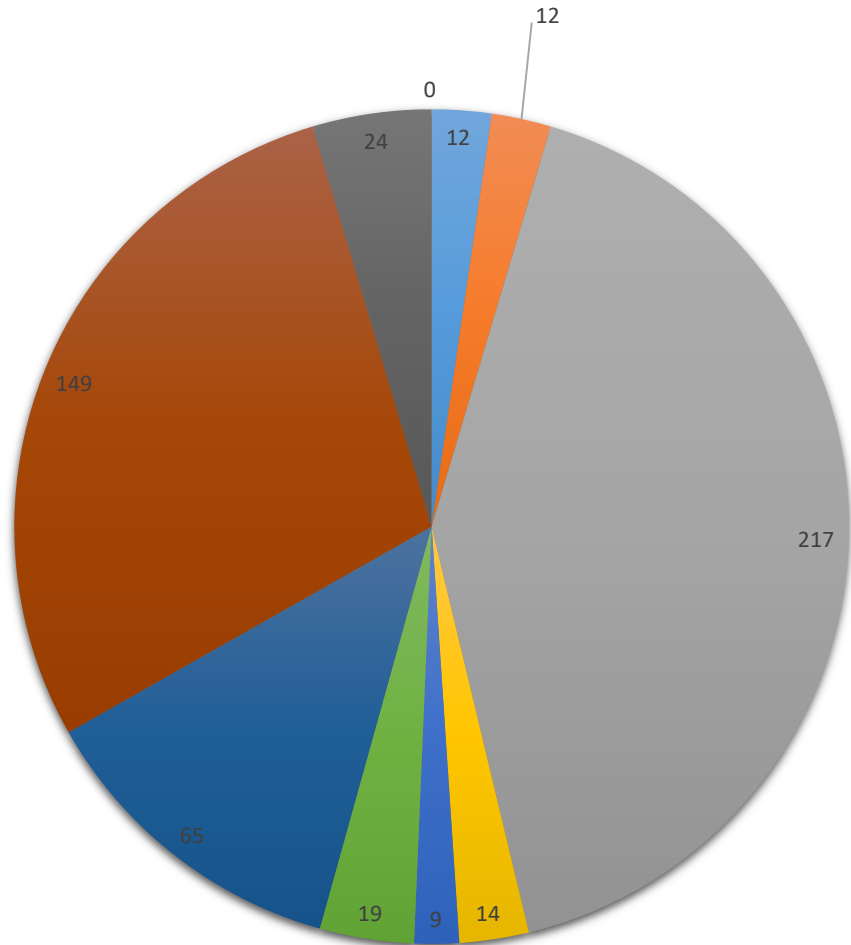


- Arson - 174
- Electrical System - 24
- Adverse Weather - 0
- Natural Gas System - 1
- Liquid Petroleum Gas System - 1
- Heating Equipment - 5
- Cooking Equipment - 14
- Portable Appliances - 0
- Not Otherwise Classified - 26
- Other-Criminal/Non Criminal - 42
- Unknown/Undetermined - 234

# Investigations by County

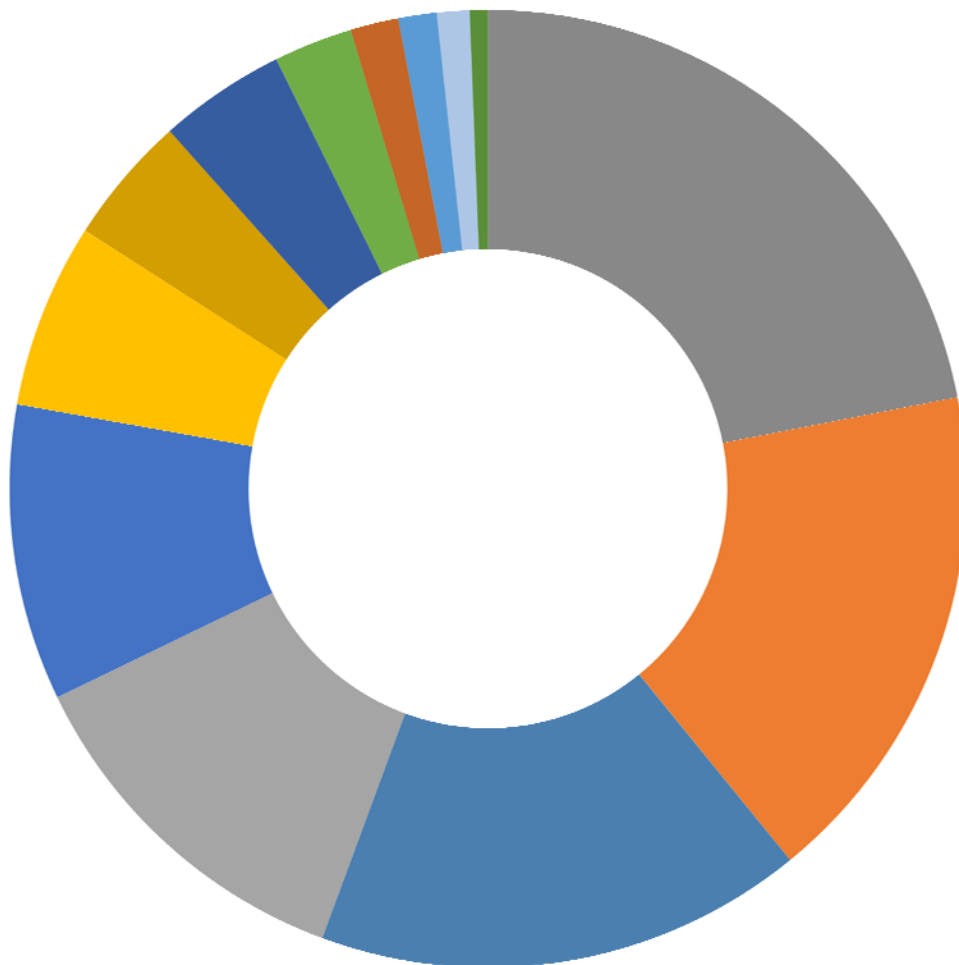

AUTAUGA	3	JACKSON	8
BALDWIN	16	JEFFERSON	30
BARBOUR	9	LAMAR	1
BIBB	4	LAUDERDALE	11
BLOUNT	12	LAWRENCE	12
BULLOCK	8	LEE	7
BUTLER	2	LIMESTONE	18
CALHOUN	11	LOWNDES	3
CHAMBERS	3	MACON	10
CHEROKEE	2	MADISON	8
CHILTON	4	MARENGO	1
CHOCTAW	1	MARION	11
CLARKE	3	MARSHALL	5
CLAY	2	MOBILE	31
CLEBURNE	3	MONROE	6
COFFEE	14	MONTGOMERY	6
COLBERT	20	MORGAN	11
CONECUH	6	PERRY	3
COOSA	-	PICKENS	1
COVINGTON	17	PIKE	11
CRENSHAW	2	RANDOLPH	5
CULLMAN	9	RUSSELL	3
DALE	8	SHELBY	3
DALLAS	12	ST. CLAIR	8
DEKALB	3	SUMTER	-
ELMORE	9	TALLADEGA	11
ESCAMBIA	12	TALLAPOOSA	4
ETOWAH	2	TUSCALOOSA	9
FAYETTE	5	WALKER	33
FRANKLIN	4	WASHINGTON	4
GENEVA	10	WILCOX	-
GREENE	3	WINSTON	6
HALE	2		
HENRY	2		
HOUSTON	18	<b>TOTAL</b>	<b>521</b>

# *Investigation Requestors*



■ 911 - 12	■ Citizen - 13	■ Fire Department - 217
■ Government Official - 14	■ Insurance Industry - 9	■ Owner/Occupant - 19
■ Police Department - 67	■ Sheriff's Department - 149	■ State Fire Marshal's Office - 24

# Assistance Provided to Others In Man Hours





# 2018 Arrests/Charges

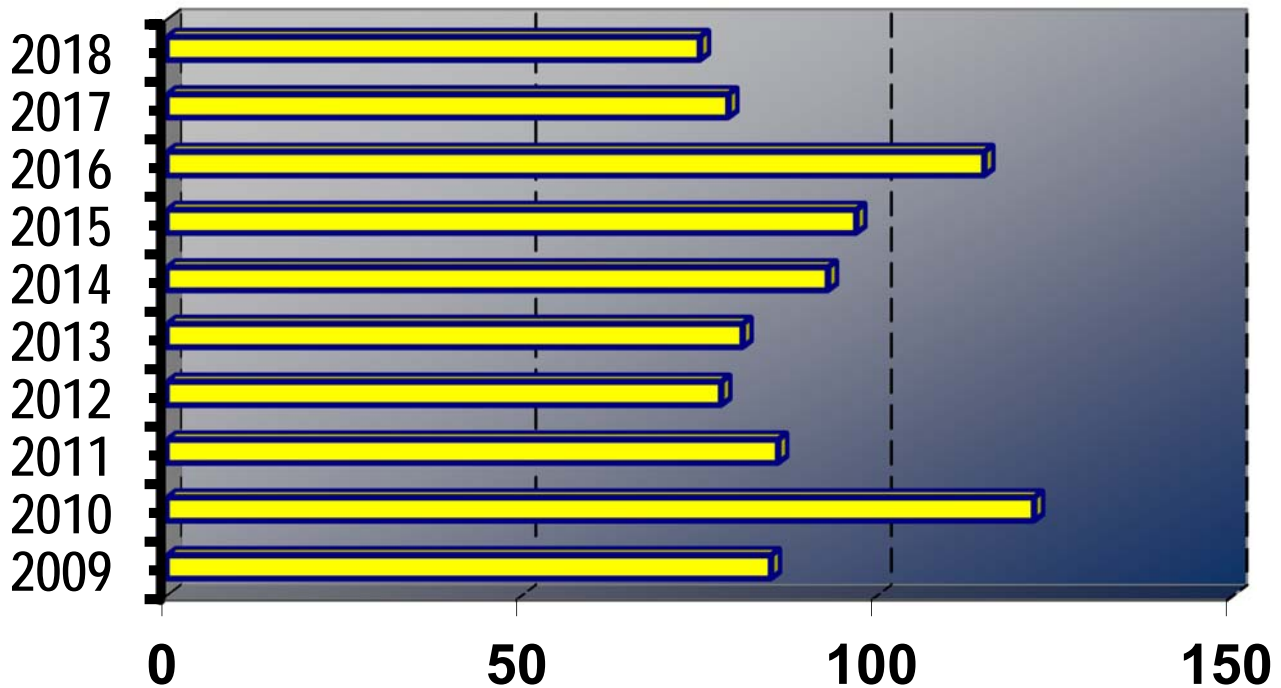


Aggravated Stalking	1
Altered VIN	1
Arson 1 <sup>st</sup>	6
Arson 2 <sup>nd</sup>	28
Arson 3 <sup>rd</sup>	2
Assault 1 <sup>st</sup>	1
Assault 2 <sup>nd</sup>	1
Attempted Murder	1
Burglary 3 <sup>rd</sup>	4
Certain Persons Forbidden to Possess Pistol	1
Criminal Mischief 1 <sup>st</sup>	7
Criminal Possession of Explosive Device	1
Criminal Trespass 3 <sup>rd</sup> Degree	1
Domestic Violence 1 <sup>st</sup> Degree	2
Domestic Violence 2 <sup>nd</sup> Degree	1
Driving Under the Influence	1
Escape 3 <sup>rd</sup>	1
Hunting without Permission (Day)	2
Insurance Fraud 1 <sup>st</sup>	2
Kidnapping 1 <sup>st</sup>	1
Murder	3
Obstructing Governmental Operations	1
Possession of Drug Paraphernalia	4

Possession of Explosive Device	5
Possession of Marijuana 1 <sup>st</sup>	1
Possession or Receipt of a Controlled Substance	2
Reckless Endangerment	15
Resisting Arrest	2
Robbery 1 <sup>st</sup> Degree	2
Terrorist Threat	1
Terroristic Threats	1
Theft of Property 1 <sup>st</sup>	1
Theft of Property 2 <sup>nd</sup>	2
Theft of Property 3 <sup>rd</sup>	2
Unlawful Possession of Marijuana 1 <sup>st</sup>	1
Unlawful Possession or Receipt of a Controlled Substance	1
Use or Possession of Drug Paraphernalia	1
<b>TOTAL</b>	121



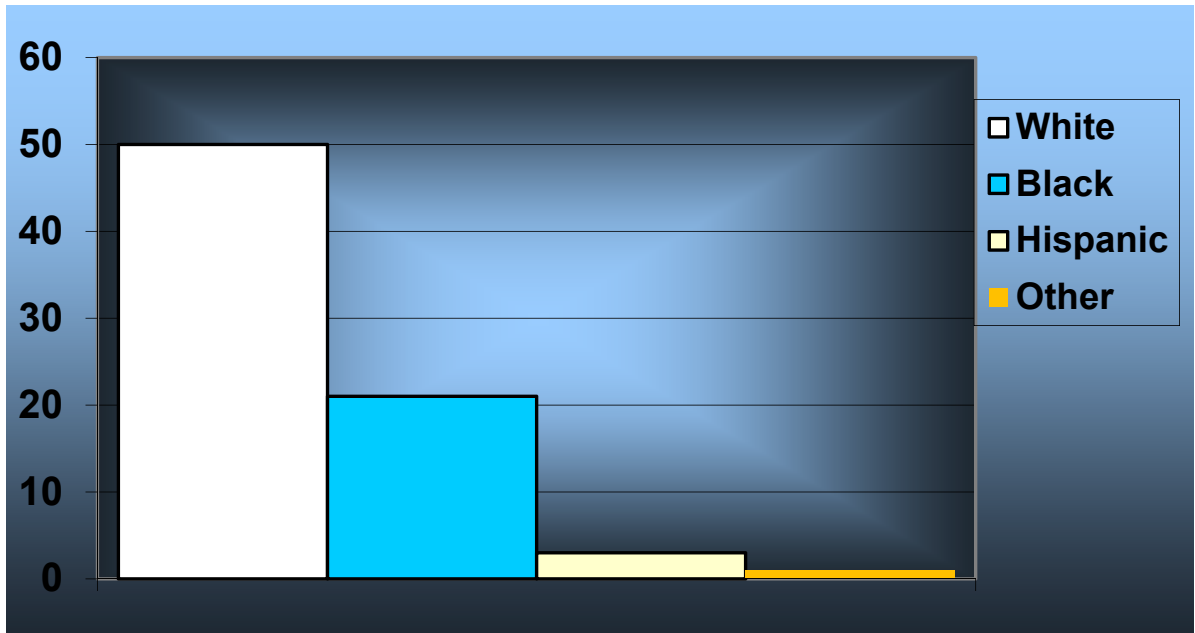
## *Alabama Fire Fatality Record*



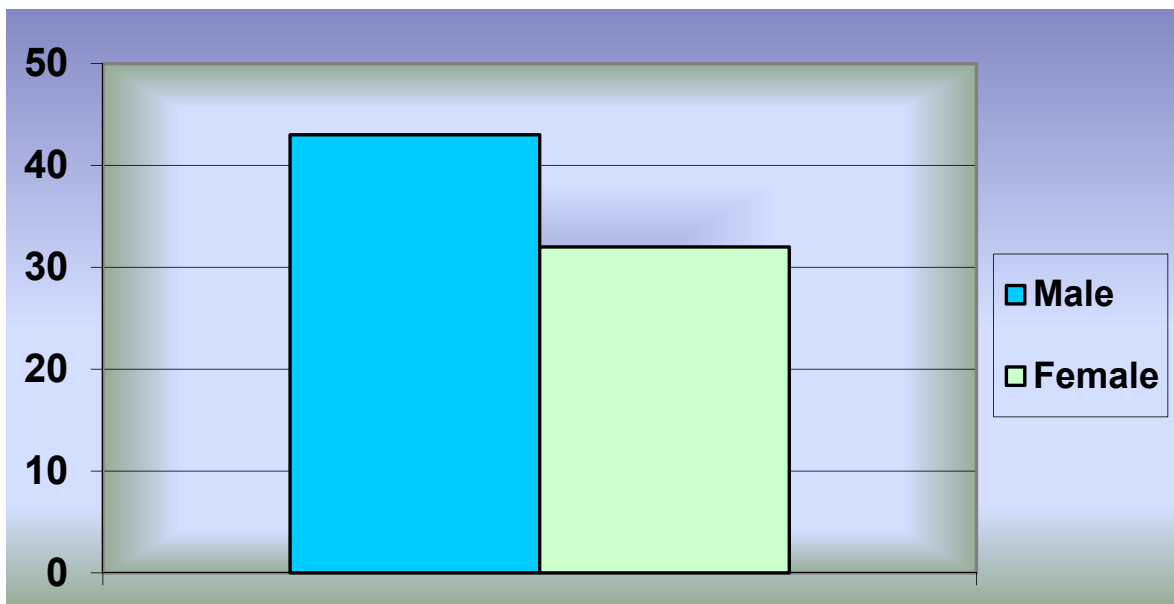
**Alabama's fire death record for the past ten years is statistically graphed above. The exact numbers of annual fire-related fatalities are as follows:**

2009 - 85
2010 - 122
2011 - 86
2012 - 78
2013 - 81
2014 - 93
2015 - 97
2016 - 115
2017 - 79
2018 - 75

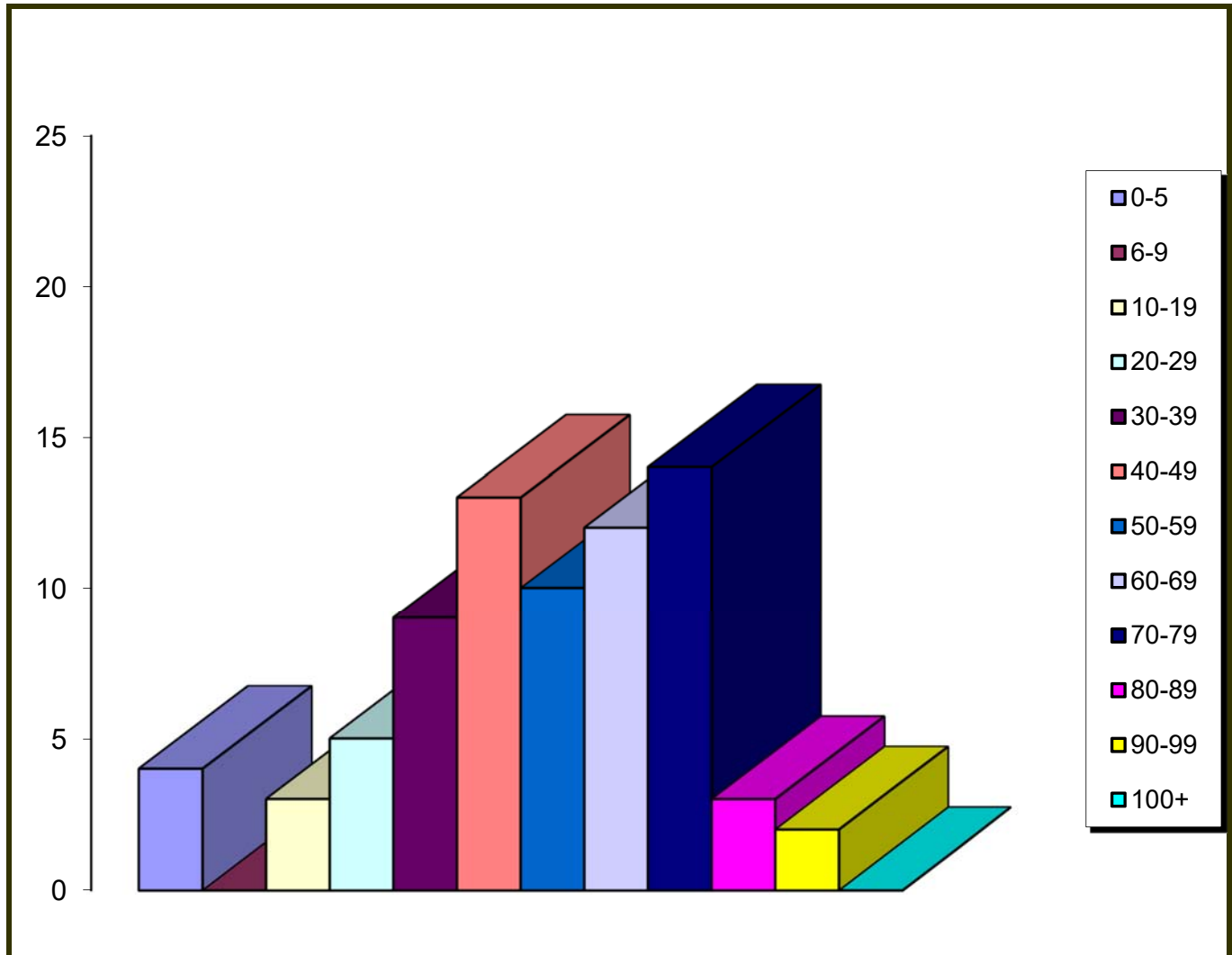
# *Fatalities by Race*



# *Fatalities by Gender*



# Fatalities by Age



The fire-related fatalities are broken down into age groups in the graph above. The exact fatalities per age group are as follows:

Age	Number	Age	Number
0 – 5	4	60 – 69	12
6 – 9	0	70 – 79	14
10 – 19	3	80 – 89	3
20 – 29	5	90 – 99	2
30 – 39	9	100+	-
40 – 49	13		
50 – 59	10	<b>Total</b>	<b>75</b>

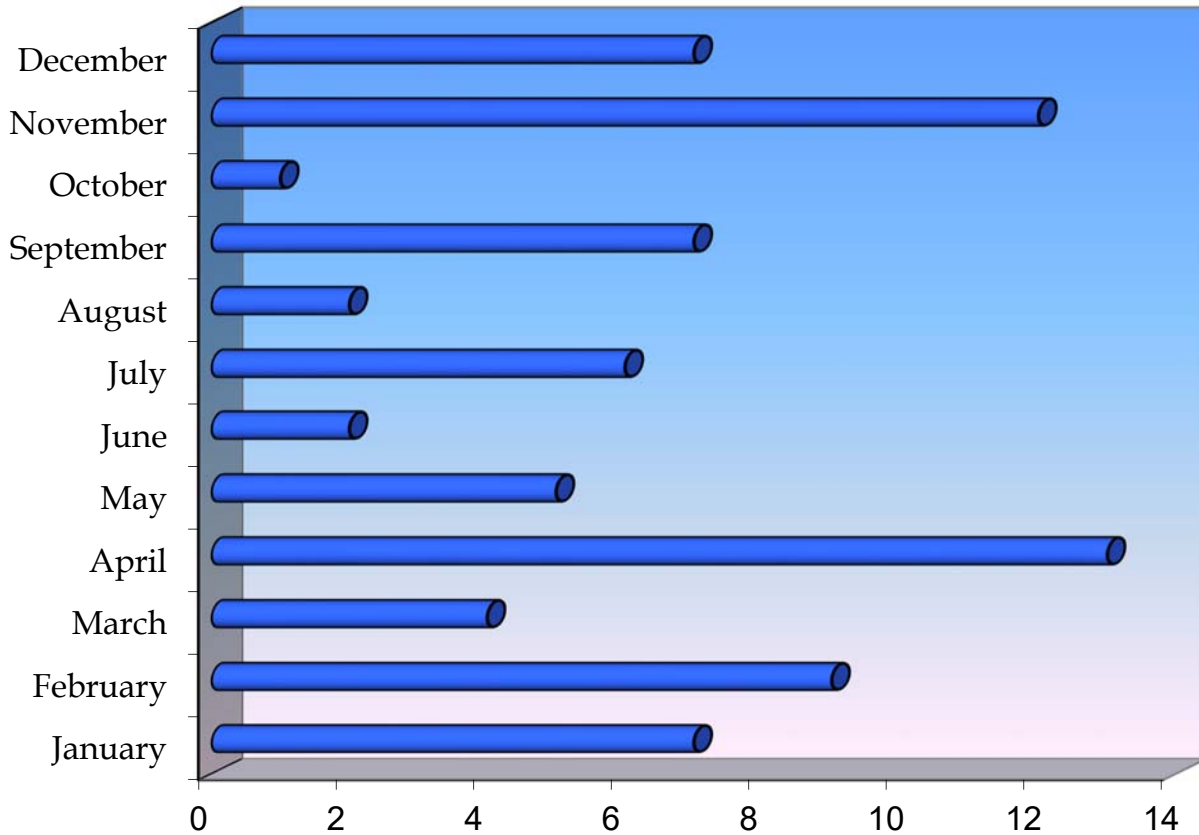
# FIRE FATALITY CAUSES

ARSON BY FIRE	5
MURDER BY FIRE	1
ELECTRICAL SYSTEM - WIRING - TEMPORARY - INTERIOR	1
ELECTRICAL SYSTEM - WIRING - PERMANENT - INTERIOR	1
EQUIPMENT/APPLIANCE - TEMPORARY - INTERIOR	4
ELECTRIC-PORTABLE HEATERS	7
NATURAL GAS - SPACE HEATED - VENTED	1
L.P. GAS - PORTABLE - LEFT UNATTENDED	1
IMPROPER HANDLING OF FLAMMABLE LIQUID	1
MISUSE OF SMOKING MATERIALS	5
ELECTRIC-STOVE/OVEN- LEFT UNATTENDED	7
EXPOSURE FIRE	1
SPONTANEOUS COMBUSTION/IGNITION	1
UNDETERMINED - NOT SUSPICIOUS	4
UNDETERMINED	32
NOT OTHERWISE CLASSIFIED	3
<b>TOTAL</b>	75

# *Fatalities by County*

<b>AUTAUGA</b>	-	<b>JACKSON</b>	<b>3</b>
<b>BALDWIN</b>	<b>1</b>	<b>JEFFERSON</b>	<b>18</b>
<b>BARBOUR</b>	-	<b>LAMAR</b>	-
<b>BIBB</b>	<b>1</b>	<b>LAUDERDALE</b>	<b>1</b>
<b>BLOUNT</b>	<b>2</b>	<b>LAWRENCE</b>	-
<b>BULLOCK</b>	-	<b>LEE</b>	-
<b>BUTLER</b>	-	<b>LIMESTONE</b>	<b>1</b>
<b>CALHOUN</b>	<b>2</b>	<b>LOWNDES</b>	-
<b>CHAMBERS</b>	-	<b>MACON</b>	-
<b>CHEROKEE</b>	-	<b>MADISON</b>	<b>2</b>
<b>CHILTON</b>	-	<b>MARENGO</b>	<b>2</b>
<b>CHOCTAW</b>	-	<b>MARION</b>	-
<b>CLARKE</b>	<b>1</b>	<b>MARSHALL</b>	-
<b>CLAY</b>	-	<b>MOBILE</b>	<b>9</b>
<b>CLEBURNE</b>	-	<b>MONROE</b>	-
<b>COFFEE</b>	<b>1</b>	<b>MONTGOMERY</b>	<b>5</b>
<b>COLBERT</b>	<b>3</b>	<b>MORGAN</b>	<b>3</b>
<b>CONECUH</b>	-	<b>PERRY</b>	-
<b>COOSA</b>	-	<b>PICKENS</b>	-
<b>COVINGTON</b>	-	<b>PIKE</b>	-
<b>CRENSHAW</b>	-	<b>RANDOLPH</b>	-
<b>CULLMAN</b>	<b>1</b>	<b>RUSSELL</b>	-
<b>DALE</b>	<b>2</b>	<b>SHELBY</b>	<b>3</b>
<b>DALLAS</b>	<b>3</b>	<b>ST. CLAIR</b>	<b>1</b>
<b>DEKALB</b>	<b>1</b>	<b>SUMTER</b>	-
<b>ELMORE</b>	<b>1</b>	<b>TALLADEGA</b>	<b>2</b>
<b>ESCAMBIA</b>	-	<b>TALLAPOOSA</b>	<b>2</b>
<b>ETOWAH</b>	-	<b>TUSCALOOSA</b>	-
<b>FAYETTE</b>	-	<b>WALKER</b>	<b>1</b>
<b>FRANKLIN</b>	<b>1</b>	<b>WASHINGTON</b>	-
<b>GENEVA</b>	<b>1</b>	<b>WILCOX</b>	-
<b>GREENE</b>	-	<b>WINSTON</b>	<b>1</b>
<b>HALE</b>	-		
<b>HENRY</b>	-		
<b>HOUSTON</b>	-	<b>TOTAL</b>	<b>75</b>

# Fatalities by Month

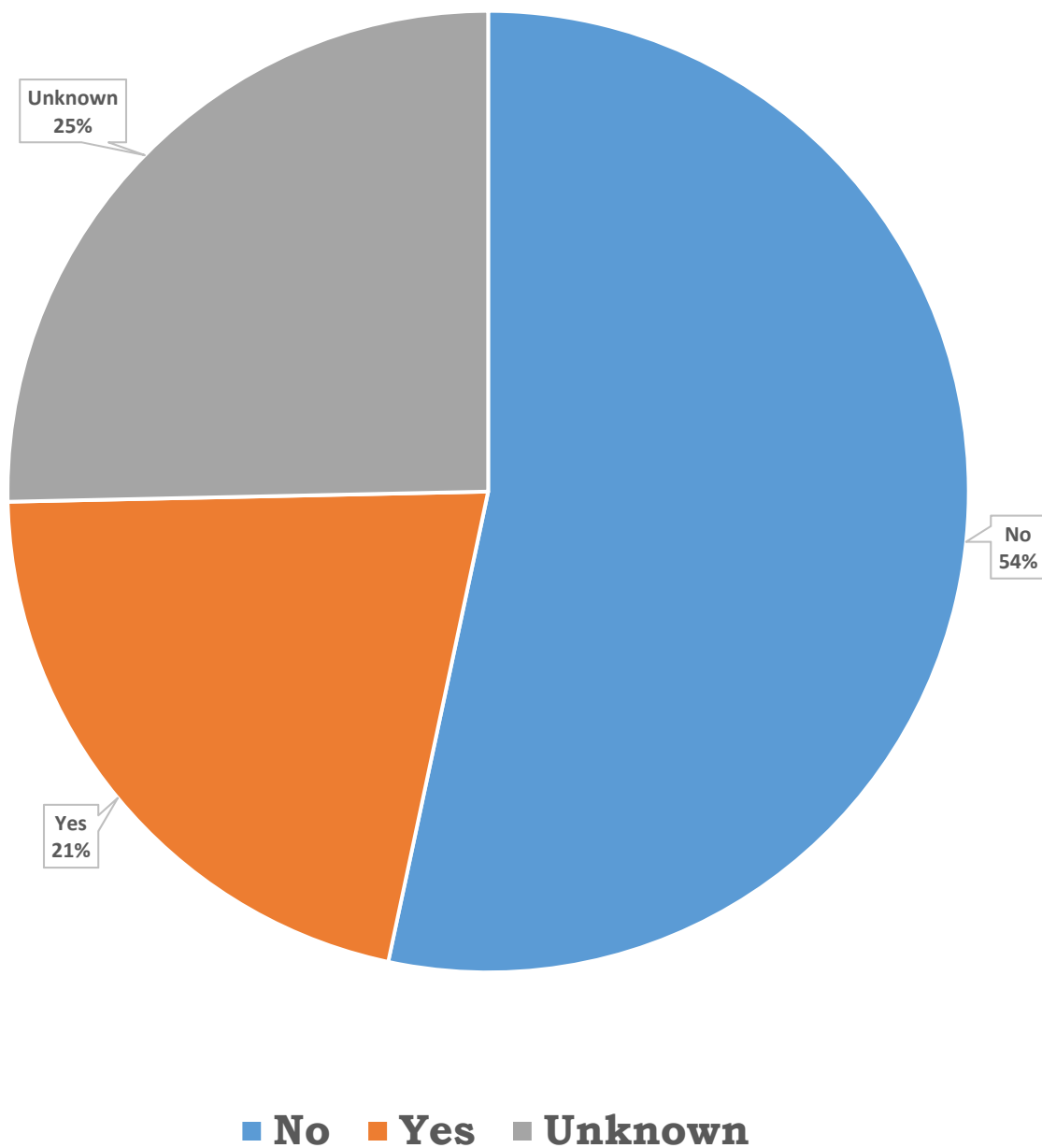


The fire-related fatalities are broken down by months in the graph above.  
The exact fatalities per month are as follows:

<b>January</b>	<b>7</b>	<b>July</b>	<b>6</b>
<b>February</b>	<b>9</b>	<b>August</b>	<b>2</b>
<b>March</b>	<b>4</b>	<b>September</b>	<b>7</b>
<b>April</b>	<b>13</b>	<b>October</b>	<b>1</b>
<b>May</b>	<b>5</b>	<b>November</b>	<b>12</b>
<b>June</b>	<b>2</b>	<b>December</b>	<b>7</b>

**Total Fatalities – 75**

# Fatalities by Status of Smoke Alarms



# Inspections by County

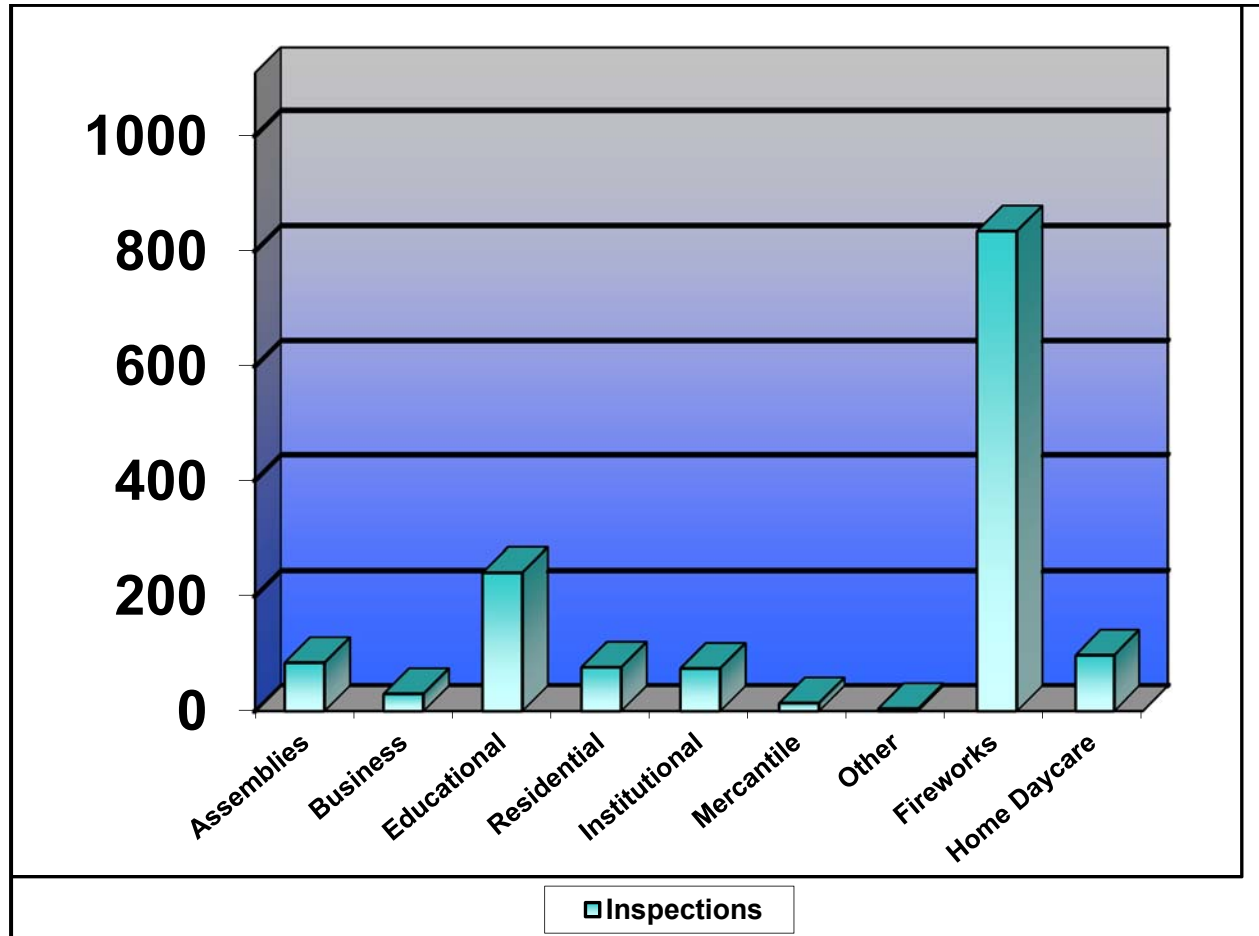
AUTAUGA	4	JACKSON	4
BALDWIN	53	JEFFERSON	16
BARBOUR	5	LAMAR	4
BIBB	4	LAUDERDALE	16
BLOUNT	8	LAWRENCE	8
BULLOCK	7	LEE	13
BUTLER	7	LIMESTONE	10
CALHOUN	20	LOWNDES	3
CHAMBERS	8	MACON	10
CHEROKEE	5	MADISON	1
CHILTON	13	MARENGO	5
CHOCTAW	6	MARION	2
CLARKE	12	MARSHALL	9
CLAY	7	MOBILE	36
CLEBURNE	1	MONROE	2
COFFEE	10	MONTGOMERY	7
COLBERT	10	MORGAN	26
CONECUH	17	PERRY	6
COOSA	-	PICKENS	2
COVINGTON	16	PIKE	9
CRENSHAW	8	RANDOLPH	10
CULLMAN	22	RUSSELL	6
DALE	21	SHELBY	11
DALLAS	5	ST. CLAIR	16
DEKALB	6	SUMTER	1
ELMORE	9	TALLADEGA	12
ESCAMBIA	10	TALLAPOOSA	4
ETOWAH	7	TUSCALOOSA	7
FAYETTE	-	WALKER	3
FRANKLIN	3	WASHINGTON	4
GENEVA	12	WILCOX	3
GREENE	-	WINSTON	10
HALE	7		
HENRY	9		
HOUSTON	11	TOTAL	619



# Fireworks Inspections by County

AUTAUGA	6	JACKSON	9
BALDWIN	31	JEFFERSON	98
BARBOUR	3	LAMAR	1
BIBB	3	LAUDERDALE	21
BLOUNT	14	LAWRENCE	12
BULLOCK	1	LEE	10
BUTLER	3	LIMESTONE	13
CALHOUN	18	LOWNDES	2
CHAMBERS	2	MACON	1
CHEROKEE	12	MADISON	60
CHILTON	14	MARENGO	8
CHOCTAW	5	MARION	7
CLARKE	6	MARSHALL	13
CLAY	3	MOBILE	53
CLEBURNE	6	MONROE	8
COFFEE	3	MONTGOMERY	8
COLBERT	16	MORGAN	18
CONECUH	3	PERRY	-
COOSA	-	PICKENS	5
COVINGTON	13	PIKE	11
CRENSHAW	2	RANDOLPH	6
CULLMAN	24	RUSSELL	6
DALE	8	SHELBY	27
DALLAS	4	ST. CLAIR	25
DEKALB	18	SUMTER	-
ELMORE	23	TALLADEGA	16
ESCAMBIA	6	TALLAPOOSA	8
ETOWAH	19	TUSCALOOSA	45
FAYETTE	3	WALKER	16
FRANKLIN	9	WASHINGTON	4
GENEVA	5	WILCOX	1
GREENE	1	WINSTON	11
HALE	4		
HENRY	1		
HOUSTON	22	<b>TOTAL</b>	<b>834</b>

# Inspections



<b>CLASSIFICATION</b>	<b>INSPECTIONS</b>
Assembly	84
Business	30
Educational	240
Residential	76
Institutional	74
Mercantile	14
Other	4
Fireworks	834
Home Daycare	97
<b>TOTAL</b>	<b>1453</b>

## FIRE PREVENTION / PUBLIC EDUCATION



**INSURANCE FRAUD**



**FRAUD INVESTIGATION**



**INSURANCE FRAUDS**

**REPORT INSURANCE FRAUD**



**ifb**

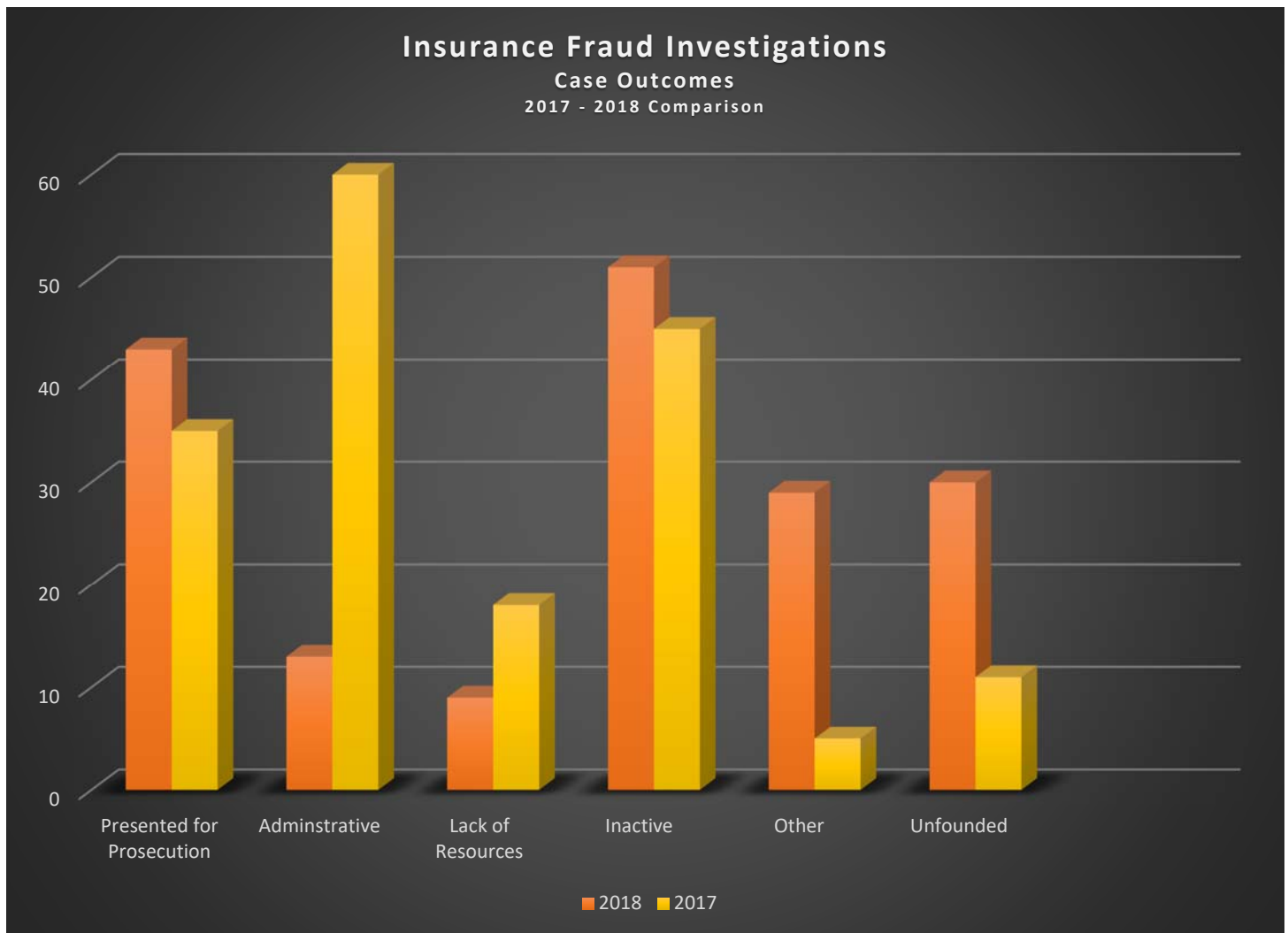
Insurance Fraud Bureau

# **ALDOI CRIMINAL FRAUD BUREAU**

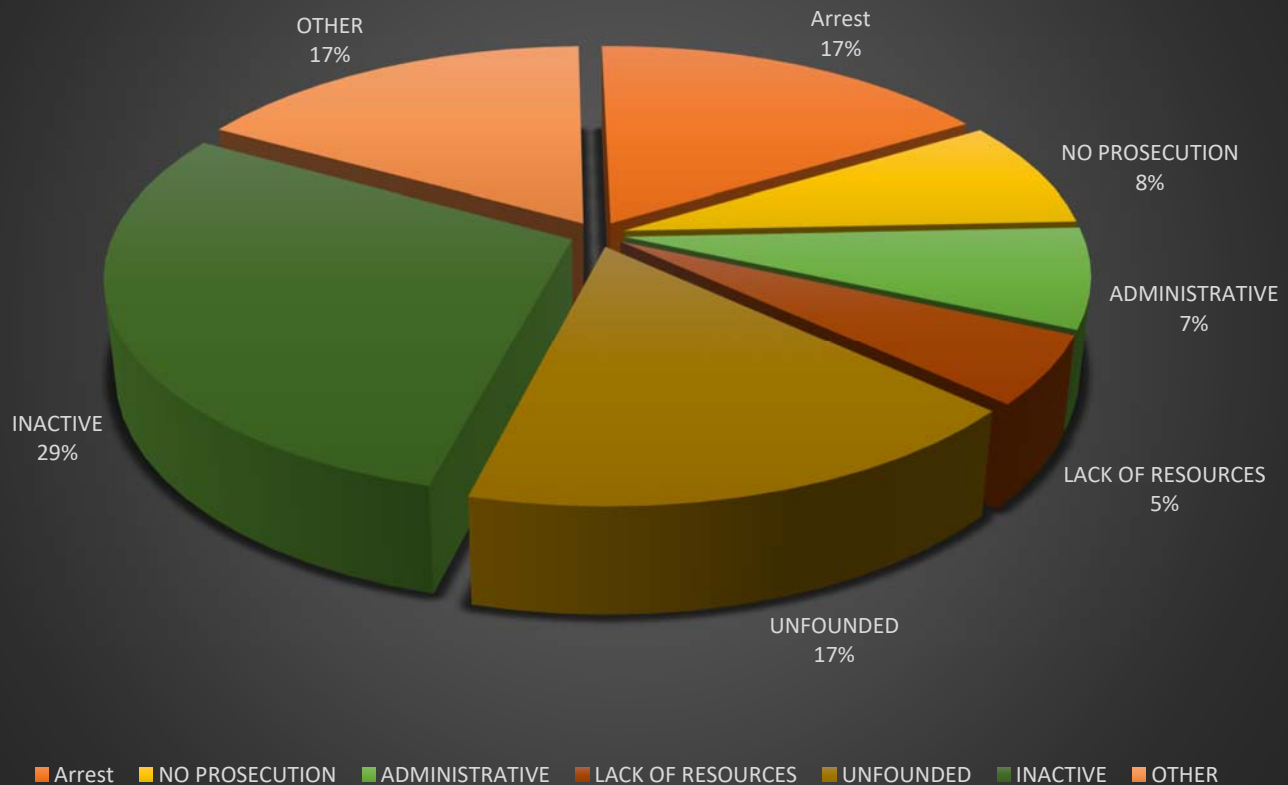
## **OUR MISSION...**

**The Fraud Bureau protects the public from economic harm by investigating allegations of criminal insurance fraud. Responsibilities include receiving and reviewing reports of fraud, initiating inquiries and conducting investigations when the department has reason to believe that insurance fraud may have been or is being committed. We actively seek criminal indictments, make arrests and assist in prosecutions to deter insurance fraud in Alabama.**

- In 2018, the Fraud Bureau maintained a staff of 10, (five investigators, two special agents, one forensic analyst, one intake specialist and one supervisor.)
- 225 investigation cases were pursued in 2018. 175 of those were completed and the outcome percentages are listed below (See below.)
- The Bureau meets regularly with the Alabama Chapter of International Association of Special Investigators and other members of the insurance industry to discuss trends and conduct training.
- In 2017, the capability of Forensic Computer and Electronic Analysis were added to the Bureau's functions. Through the cooperative efforts between the Department of Insurance and the Jacksonville State University Center for Applied Forensics, two of our fraud investigators conduct insurance fraud related forensic electronic examinations. These investigators are trained in the forensic analysis of electronic data, specifically, cell phones, computers and other loose media. In 2018, forensic analysis included 14 computers, 24 cell phones and 6 loose media items totaling more than 11TB of data. The bureau assists other local, state and federal law enforcement agencies with forensic analysis requests for assistance on their criminal investigations as well, (See attached 2018 Computer Analysis Statistics.)



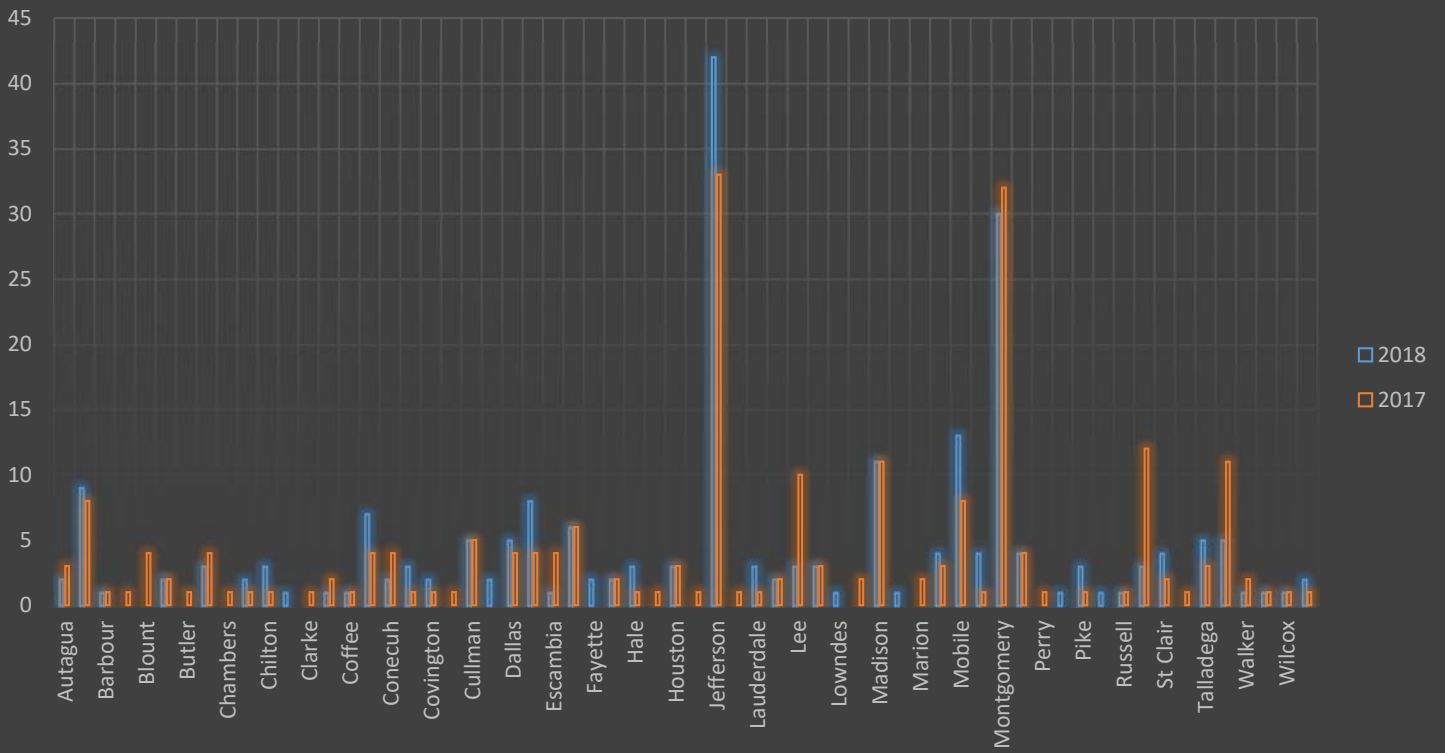
## 2018 INVESTIGATION CASES



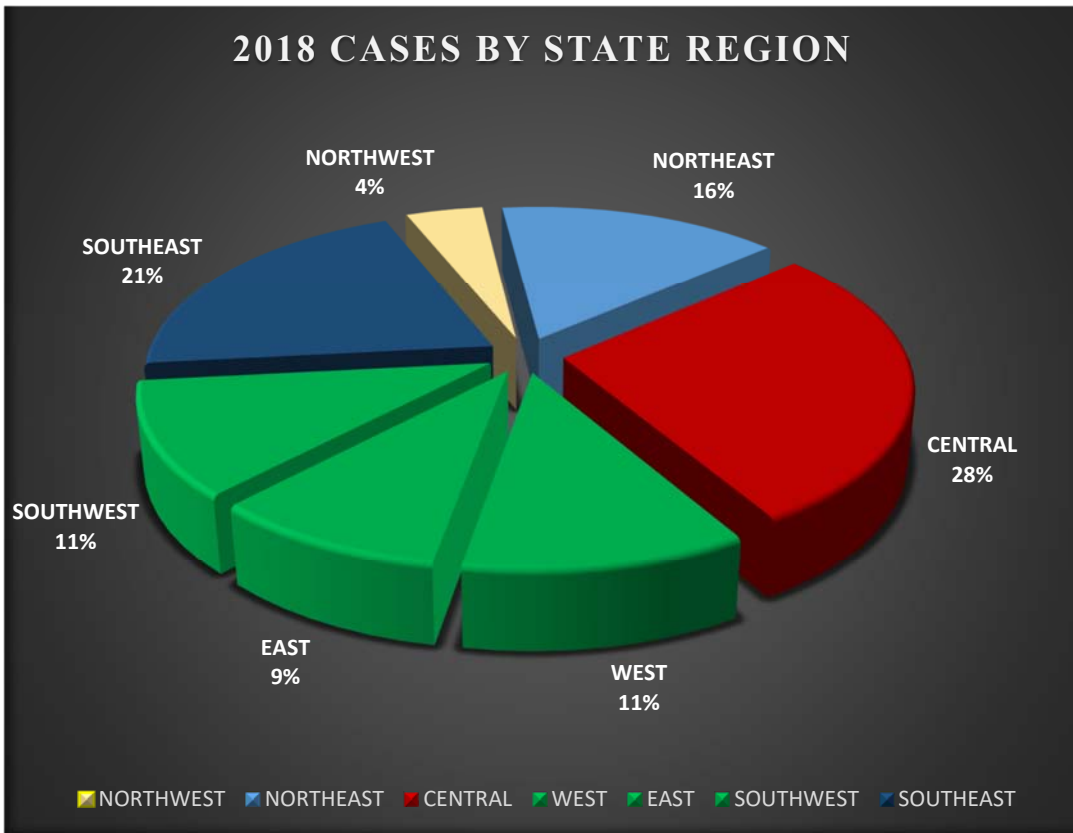
### Definitions

- **Charges Filed:** Complaint concluded with criminal charges pursued; arrest warrant signed or grand jury presentations; Cases turned over to agencies other than DOI for criminal prosecution by another law enforcement or regulatory agency
- **No Prosecution:** Complaint presented to prosecuting jurisdiction but prosecution was declined.
- **Administrative:** Cases closed by decisions of the department in the best interest of the victim, witnesses or department; also referrals to legal for market conduct referrals
- **Lack of Resources:** Complaint may have merit but the investigation cannot continue due to limited resources and unlikely to result in prosecution
- **Unfounded:** Complaint was investigated and was proven to be either civil or at least “not criminal”
- **Inactive:** Complaint received has little or no information; or original complaint investigated and all leads have been exhausted without a conclusion
- **Other:** Cases closed for reasons other than any of the categories listed above

### 2018 Cases by County



### 2018 CASES BY STATE REGION





## COMPUTER ANALYSIS STATISTICS

2018 Annual Report

Agencies Assisted	12
Criminal Cases Assisted	29
Computer/ DVR's Analyzed	14
Volume Examined	10.33 TB
Cell Phones Analyzed	24
Volume Examined	986 GB
Loose media/ mass storage devices Analyzed	6
Volume Examined	44 GB
<b>TOTAL VOLUME ANALYZED</b>	<b>11.36 TB</b>

---

*Additional forensic assistance offered to other agencies: Alabama Department of Conservation, Calhoun County District Attorney's Office, Calhoun County Sheriff's Office, The Center for Applied Forensics, Oxford Police Department, Randolph County Sheriff's Office, St. Clair County Sheriff's Office, Talladega County Sheriff's Office and the Winfield Police Department.*