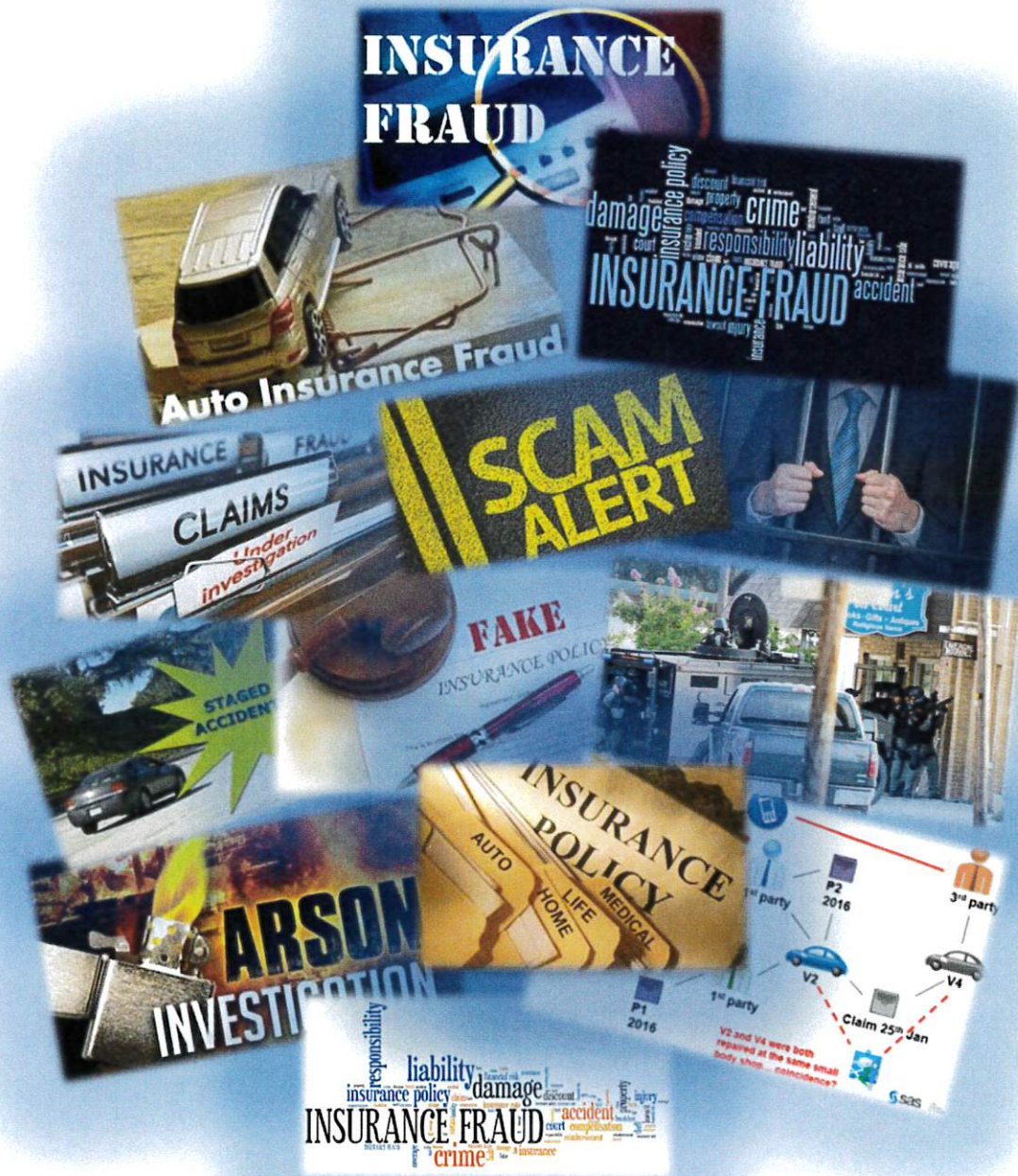


# ALABAMA FIRE MARSHAL'S OFFICE 2019 ANNUAL REPORT



# Table of Contents

State Fire Marshal's Mission Statement	4
Introduction	5
Who We Are	6-7
ALDOI Criminal Fraud Bureau	8
Fraud Bureau Mission Statement	9
Fraud Activity and 2019 Case Outcomes	10-11
Center for Applied Forensics	12-15
Alabama Fire Incident Reporting System (AFIRS)	16
Fireworks Statistics	17-18
Sprinkler Statistics	19-20
Fire Pump Statistics	21-22
Fire Alarm Statistics	23-24
Contractor & Blaster Statistics	25-26
Cigarette Ignition Propensity Statistics	27-28
K-9 Jimpy	29
Classification of Investigations	30
Cases by Property Type	31
Investigations by Counties	32
Investigation Requestors	33
Assistance Provided to Others in Man Hours	34

2019 Arrests/Charges	35
Fire Fatality Statistics	36
Fire Fatalities by Race & Gender	37
Fire Fatalities by Age	38
Fire Fatalities by Causes	39
Fire Fatalities by Counties	40
Fire Fatalities by Month	41
Code Inspections Statistics	42
Smoke Alarm Installations by County	43
Inspections by Occupancy Types	44
Inspections by Counties	45
Fireworks Inspections by Counties	46
Fire Prevention/Public Education	47

## **STATE FIRE MARSHAL'S OFFICE**

### **OUR MISSION**

**The mission of the Alabama Fire Marshal's Office is to provide inspection services, to conduct investigations of fires and explosions, to prevent the commission of arson and related crimes, to protect lives and property from fires and explosions and to provide visitors and citizens of the state a safe environment in which to live, work, and play.**

# Introduction

The 2019 Annual Report of the State Fire Marshal's Office is submitted by State Fire Marshal, Scott F. Pilgreen in compliance with Section 36-19-26, Code of Alabama, 1975.

In 2019, the State Fire Marshal's Office had a staff of thirty-one law enforcement officers. This includes sixteen Deputy Fire Marshals and five Special Agents assigned to the Arson/Code Bureau. In addition, there are six Fraud Investigators and one Special Agent assigned to the ALDOI Criminal Fraud Bureau. The balance of the law enforcement staff includes two Assistant State Fire Marshals and State Fire Marshal. The Administrative Staff of the State Fire Marshal's Office and the ALDOI Fraud Bureau include; one Departmental Operations Specialist and five Administrative Support Assistants, and one Forensic Examiner/Analyst.

In 2019, the State Fire Marshal's Office conducted five hundred twenty-one (521) structure fire and/or explosion investigations. These investigations resulted in ninety-four (94) arrests for crimes ranging from arson and capital murder to drug related offenses and fire code violations.

In addition to investigations, the office also enforces the building and fire codes adopted by the state. A total of one thousand four hundred fifty-three (1,453) inspections were conducted in 2019. These inspections were effected on various types of occupancies which include, but are not limited to, the following; daycares, schools, fireworks retailers and manufacturers, correctional facilities, churches, event centers, etc. Many of these inspections were performed based on a compliant or request while others were prerequisite prior to a permit being issue by the office.

Fire fatalities in 2019 totaled ninety-six (96), an increase of more than twenty percent over 2018. We are increasing our efforts in the area of inspections and public education to combat this problem. It is crucial that the awareness of the public is raised regarding fire safety issues. The Fire service took a significant step in this area in 2014 with the creation of the "Turn Your Attention to Fire Prevention" campaign. The goal of this campaign is to provide information through Public Service Announcements and other means in order to accomplish the goal of raising awareness of the public on these issues in order to continue to decrease the occurrence of fatal fires.

In support of this effort, the State Fire Marshal's Office has taken steps to establish a separate bureau for Public Education and Community Risk Reduction. Additionally, we have partnered with the "In Touch Foundation" and the Alabama Fire College to provide battery powered smoke alarms to the Citizens of Alabama. The alarms are distributed with assistance from the fire departments in state, both career and volunteer, who identify those that are in need of this protection. In 2019, nearly 30,000 smoke alarms were provided and installed across Alabama.

## Who we are...

The Alabama State Fire Marshal's Office (SFMO) is a division of the Alabama Department of Insurance (ALDOI). The department is under the leadership of the Insurance Commissioner Jim Ridling. Commissioner Ridling provides the resources for the SFMO to accomplish the goals and perform duties and responsibilities of the office. A portion of the funding for the SFMO is provided through monies generated by permits issued by the office.

The State Fire Marshal's Office was established in 1909. In 1919, the first legislative act regarding the authority, duties and responsibilities of the office was adopted and signed into law. In 1953, Title 36 Chapter 19 of the Code of Alabama, 1975 provides the authority and prescribes the duties of the office of the State Fire Marshal and his deputies. The Fire Marshal, Assistants, Special Agents and Deputies are state police officers and carry general police powers statewide.


In 2012, the Alabama Legislature passed laws establishing the crime of Insurance Fraud. Insurance Commissioner Ridling created within ALDOI the Insurance Fraud Unit to enforce these laws. The Insurance Fraud Unit was attached to the SFMO as a separate division due to the law enforcement responsibilities. This unit investigates the crime of Insurance Fraud and works with local, state and federal law enforcement agencies and District Attorney's to identify and prosecute those responsible for fraud involving any type of insurance.

In 2017, as a result of the expanding mission of the State Fire Marshal Division and under the direction of Commissioner Ridling, the division renamed as the Alabama Department of Insurance (ALDOI) Criminal Investigations Division and restructured to include two bureaus; Arson/Code Bureau and the Criminal Fraud Bureau in order to properly convey the scope of the division.

The ALDOI Criminal Investigations Division consist of Director/State Fire Marshal Scott Pilgreen and two Assistant State Fire Marshals, Mark Drinkard, Arson /Code Bureau and Jim Finn, Criminal Fraud Bureau. The division is staffed as follows; sixteen Deputy Fire Marshals and one Special Agent in the Arson/Code Bureau. In addition, there is one Special Agent along with six Fraud Investigators in the ALDOI Criminal Fraud Bureau. Additionally, the Fraud Bureau has one forensic Examiner and one Administrative Support Assistant. The Deputy State Fire Marshals, Criminal Fraud Investigators and Special Agents are located in field offices throughout the state and are responsible for investigations and inspections in their respective districts. The office headquarters is located in Montgomery and is staffed by the Director/ State Fire Marshal, Two Assistant State Fire Marshals, one Departmental Operations Specialist, and four Administrative Support Assistants, and one forensic accountant.

The ALDOI Criminal Investigations Division is tasked with a variety of Responsibilities which include but are not limited to the following; the criminal investigation of fires, explosions, insurance fraud and related crimes, the interpretation and enforcement of the state's building and fires codes. The division also regulates and permits the fireworks industry, fire sprinkler industry, commercial fire alarm industry, cigarette industry and blasting industry.


The Division provides assistance and training for Fire Departments, Law Enforcements Agencies, Other government entities and the public on issues such as criminal investigations, building/fire code interpretation and fire safety/prevention education.



State Fire Marshal Scott Pilgreen



Mark Drinkard, Assistant State Fire Marshal



Jim Finn, Assistant State Fire Marshal

## **Mission Statement for the Alabama Fraud Bureau**

*The Fraud Bureau protects the public from economic harm by investigating allegations of criminal insurance fraud. Responsibilities include receiving and reviewing reports of fraud, initiating inquiries and conducting investigations when the department has reason to believe that insurance fraud may have been or is being committed. We actively seek criminal indictments, make arrests and assist in prosecutions to deter insurance fraud in Alabama.*

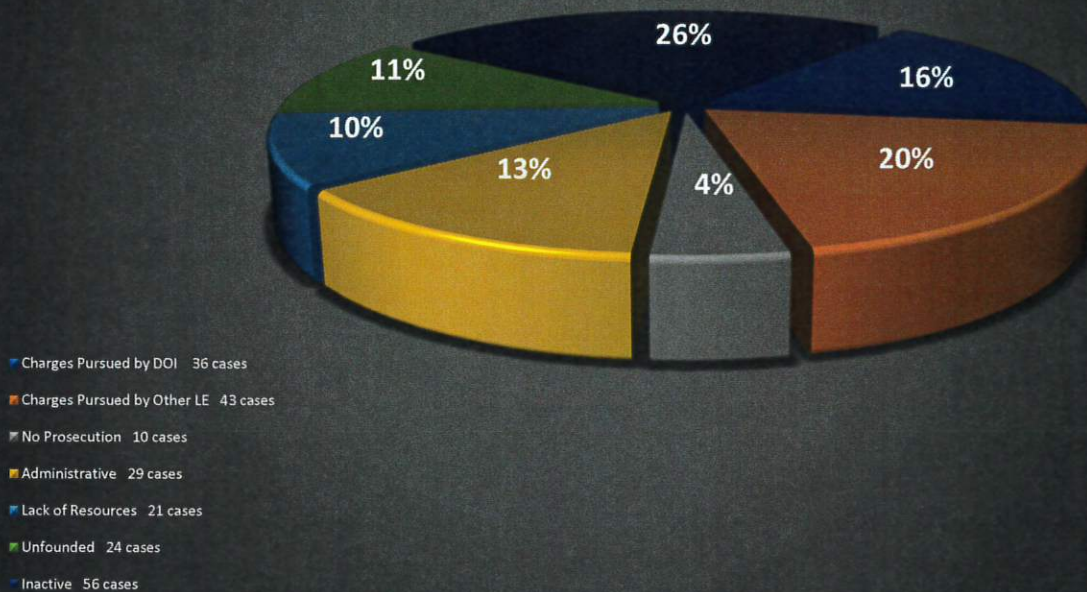
In 2012, Alabama passed into law, House Bill 323, which made insurance fraud a criminal act and established the formation of the Insurance Fraud Bureau, within the Department of Insurance. This law can impose criminal charges and/or civil sanctions for those in violation of regulation procedures of the insurance industry. The law includes mandatory reporting by those in the insurance industry as well as civil liability, ( See Code of Alabama 1975, Cite: Section 27-12A-21; Mandatory reporting requirements; (Act 2012-429, p. 1170, §2.) ; Section 27-12A-22; Immunity from liability; (Act 2012-429, p. 1170, §2.)

The Fraud Bureau is a branch of the State Fire Marshal's Office, within the Alabama Department of Insurance. The bureau currently has eight criminal investigators, one forensic examiner, an intake specialist and one supervisor. Suspected fraud is reported to the bureau in a variety of ways. Most complaints are received directly from the insurance companies, from the NAIC (National Association of Insurance Commissioners) or the NICB, (National Insurance Crime Bureau), on behalf of the insurance companies. Complaints were also received on a regular basis from the public. Web reporting is preferred and available through the Department of Insurance website, [www.aldoi.gov](http://www.aldoi.gov), under the fraud bureau web page, (<http://www.aldoi.gov/FraudUnit/About.aspx> .) When a complaint is submitted through the web portal, it assigns a tracking number for the reporting person and allows the complainant to follow the progress of the complaint. In 2019, 302 complaints were assigned for investigation. 36 investigations concluded in arrest by our agency, (43 other bureau investigations concluded in criminal charges by other agencies working in conjunction with the department of insurance.) Fraud investigations were conducted in 50 of the 67 Alabama counties. Jefferson County continues to be the highest reporting area with 37 investigations or 12.25% of 302

The bureau has the resources of Forensic Computer and Electronic Analysis functions. Through the cooperative efforts between the Department of Insurance and the Jacksonville State University Center for Applied Forensics, two of our fraud investigators conduct insurance fraud related forensic electronic examinations. These investigators are trained in the forensic analysis of electronic data, specifically, cell phones, computers and other loose media, (See the attached forensic report .)



## Results of Fraud Complaints Investigated in 2019



**Charges Pursued by DOI:** Complaint resulted with criminal charges filed; arrest warrant signed or grand jury presentations

**Charges pursued by Other Law Enforcement:** Cases turned over to agencies working in conjunction with the Department of Insurance

**No Prosecution:** Complaint presented to prosecuting jurisdiction but was declined for prosecution

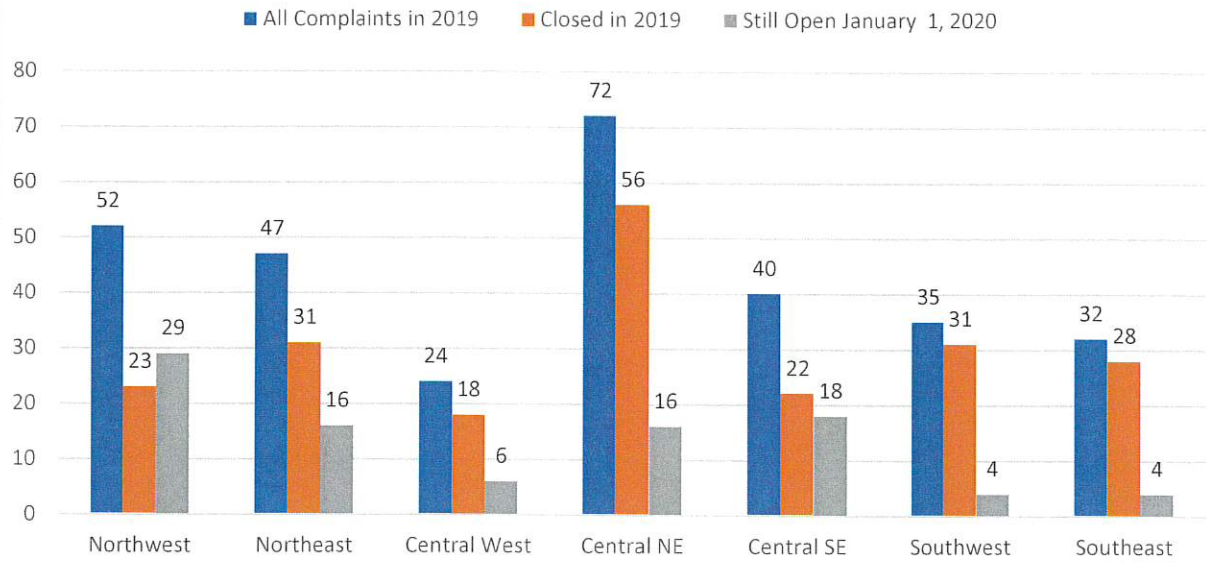
**Administrative:** Cases closed by decisions of the department in the best interest of the victim, witnesses or department; this also includes complaints closed but referred for regulatory review or sanctions

**Lack of Resources:** Complaint may have merit, but the investigation cannot continue due to limited resources

**Unfounded:** Complaint was investigated and was proven to be either a civil matter or at least “not criminal”

**Inactive:** Complaint received has little or no information; complainant refused cooperation or original complaint was investigated, and all leads have been exhausted without a conclusion

# 2019 Fraud Complaints by State Region



Alabama Department of Insurance  
Fraud Bureau

COMPUTER ANALYSIS STATISTICS  
2019 Annual Report

Agencies Assisted	12
Criminal Cases Assisted	40
Computer/ DVR's Analyzed	21
Volume Examined	9.07 TB
Cell Phones Analyzed	42
Volume Examined	1.936 TB
Loose media/ mass storage devices Analyzed	5
Volume Examined	2.56 TB
<b>TOTAL VOLUME ANALYZED</b>	<b>13.566 TB</b>

---

*Additional forensic assistance offered to other agencies: Alabama Department of Conservation, Calhoun County District Attorney's Office, Calhoun County Sheriff's Office, The Center for Applied Forensics, Oxford Police Department, Randolph County Sheriff's Office, St. Clair County Sheriff's Office, Talladega County Sheriff's Office and the Winfield Police Department.*



**JSU™**  
JACKSONVILLE STATE UNIVERSITY  
**CENTER FOR  
APPLIED FORENSICS**







# DIGITAL FORENSIC EVIDENCE STATS

---

ALDOI  
Criminal Investigations Division  
*Digital Forensics Unit*  
100 Gamecock Drive  
Anniston, AL 36207  
(334) 241-4166  
www.aldoi.gov



January to December 2019

## COMPUTER ANALYSIS STATS

Agencies Assisted	12
Criminal Cases Assisted	40
Computer/ DVR's Analyzed	21
Volume Examined	9.07 TB
Cell Phones Analyzed	42
Volume Examined	1.936 TB
Loose media/ mass storage devices Analyzed	5
Volume Examined	2.56 TB
<b>TOTAL VOLUME ANALYZED</b>	<b>13.566 TB</b>

---

**AGENCIES ASSISTED:** Alabama Department of Insurance-CID, Alabama Department of Corrections, Alabama Office of Pardons and Parole, Anniston Police Department, Calhoun County Sheriff's Office, Center for Applied Forensics, Randolph County Sheriff's Office, Riverside Police Department, St. Clair County Sheriff's Office, Southside Police Department, Springville Police Department and Talladega County Sheriff's Office.

PREPARED BY:  
SPECIAL AGENT BART LONERGAN  
SPECIAL AGENT COREY RAILEY

ALDOI Criminal Investigations Division

# Alabama Fire Incident Reporting System (AFIRS)

The Federal Fire Prevention and Control Act of 1974 authorizes the National Fire Data Center in the United States Fire Administration (USFA), an entity of the Federal Emergency Management Agency, to gather and analyze information on the magnitude of the Nation's fire problem, as well as its detailed characteristics and trends. The Act further authorizes the USFA to develop uniform data reporting methods, and to encourage and assist state agencies in developing and reporting data. In order to carry out the intention of this Act, the National Fire Data Center has established the National Fire Incident Reporting System (NFIRS).

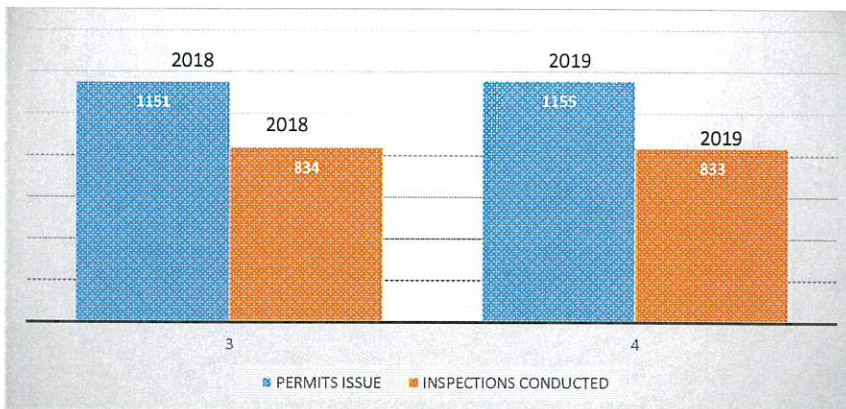
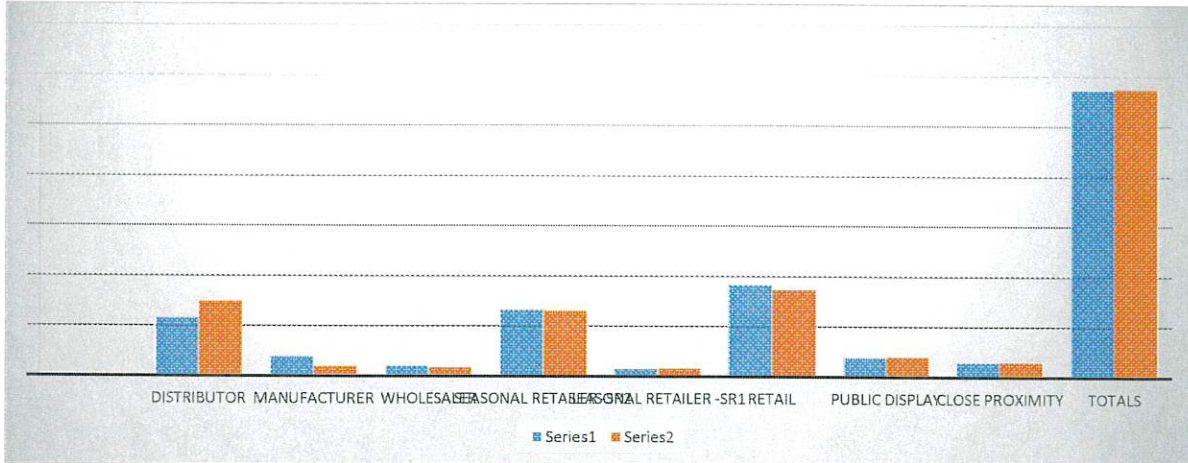
The State of Alabama, recognizing the importance and benefits of reliable statistical data, is encouraging fire departments to submit data to AFIRS. AFIRS is Alabama's segment of the National Fire Incident Reporting System. During the 2019 calendar year, over four hundred fire departments out of 1,041 fire departments have activated the electronic reporting account to the system. More than three hundred and forty-one (341) departments have actually submitted data to the system in 2019. Alabama is one-third of the way towards having timely, factual data on which many decisions can be made. In support of AFIRS, the State Fire Marshal's Office administers the creation of the reporting accounts for departments, provides software for the electronic reporting, and provides support services. During 2019 more than seventy-two (72) training sessions with fire departments or county fire associations have been conducted around the state, which provided information and assistance to all interested departments in the area. Assistance is provided to any department who asks for help. Assistance is first attempted over the telephone; however, for more difficult problems, site visits are not uncommon. The software necessary for reporting is supplied to fire departments in the following ways; by download from FEMA's website, in addition FEMA provides a web based version for the Data Entry Tool which is available on their web site. Many departments' particularly volunteer fire departments now have high-speed internet connections which enable those departments to access FEMA's web site in order to download the software and updates or utilize the web based version of the program.



# FIREWORKS STATISTICS



# FIREWORKS STATISTICS



## MONEY COLLECTED

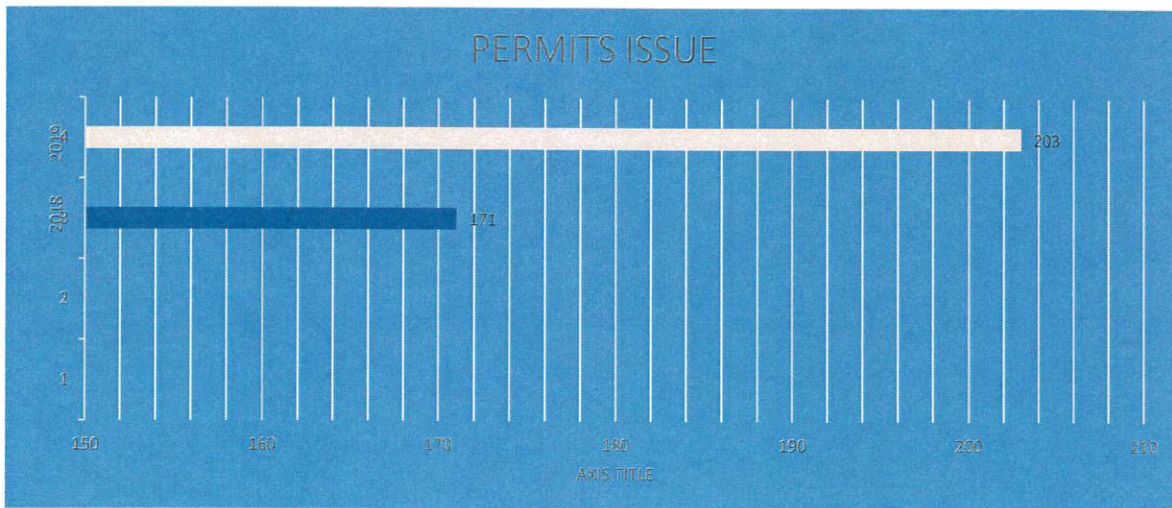
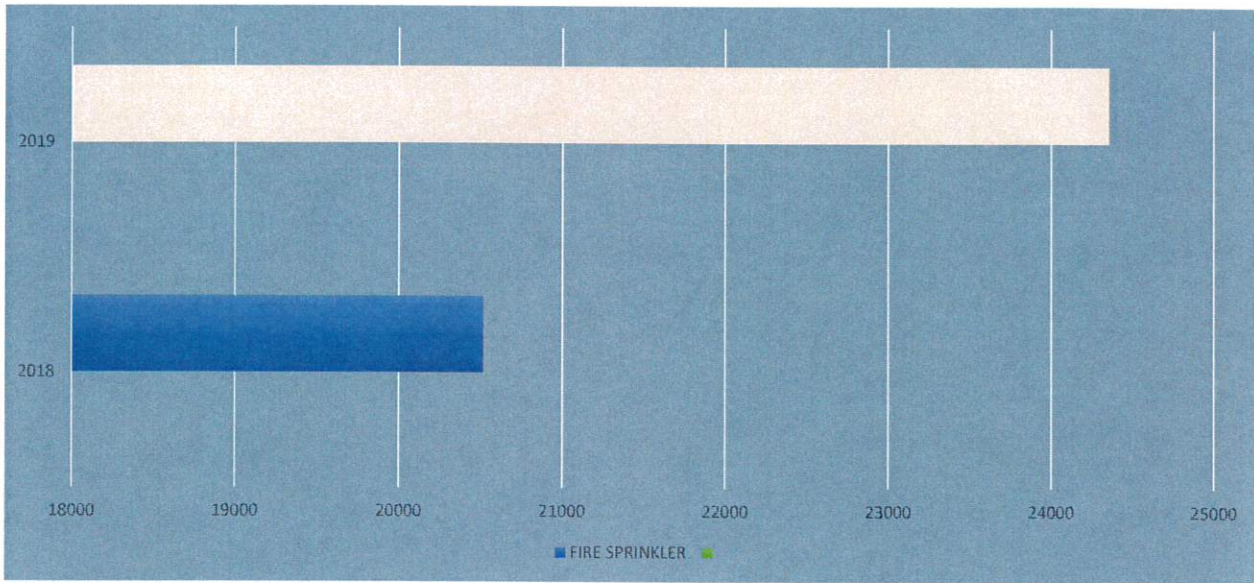
	2018	2019
DISTRIBUTOR	\$ 57,600.00	\$ 74,400.00
MANUFACTURER	19,200	9,600
WHOLESALER	10,080	8,400
SEASONAL RETAILER -SR2	66,240	65,280
SEASONAL RETAILER -SR1	7,560	8,160
RETAIL	91,680	86,880
PUBLIC DISPLAY	19,320	19,740
CLOSE PROXIMITY	14,640	14,640
<b>TOTALS</b>	<b>\$ 286,320.00</b>	<b>\$ 287,100.00</b>
<b>PERMITS ISSUE</b>	<b>1151</b>	<b>1155</b>
<b>INSPECTIONS CONDUCTED</b>	<b>834</b>	<b>833</b>

# Sprinkler Systems


---



# FIRE SPRINKLER STATISTICS

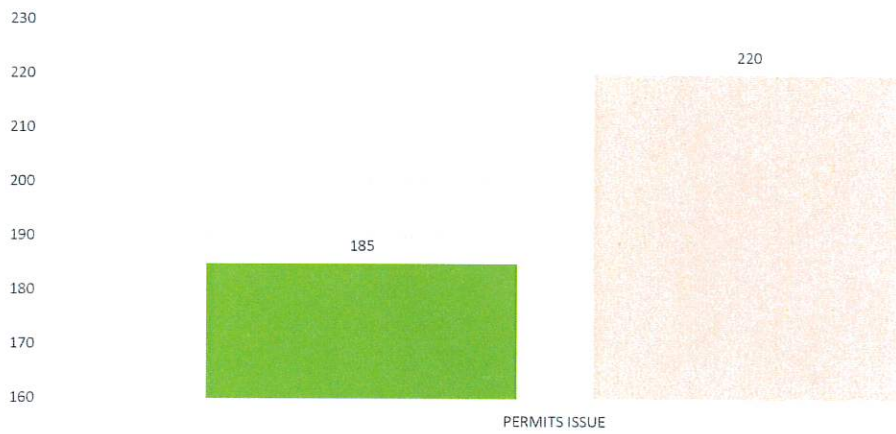



<u>MONEY COLLECTED</u>				
			<u>2018</u>	<u>2019</u>
<b>FIRE SPRINKLER</b>			\$20,520	\$24,360
<b>PERMITS ISSUE</b>			171	203



# Fire Pump System

# FIRE PUMP STATISTICS



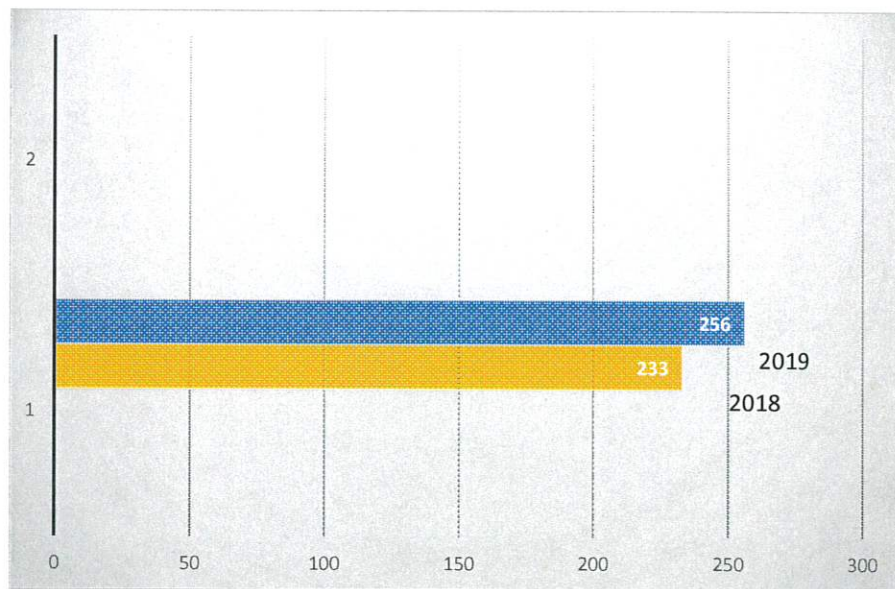
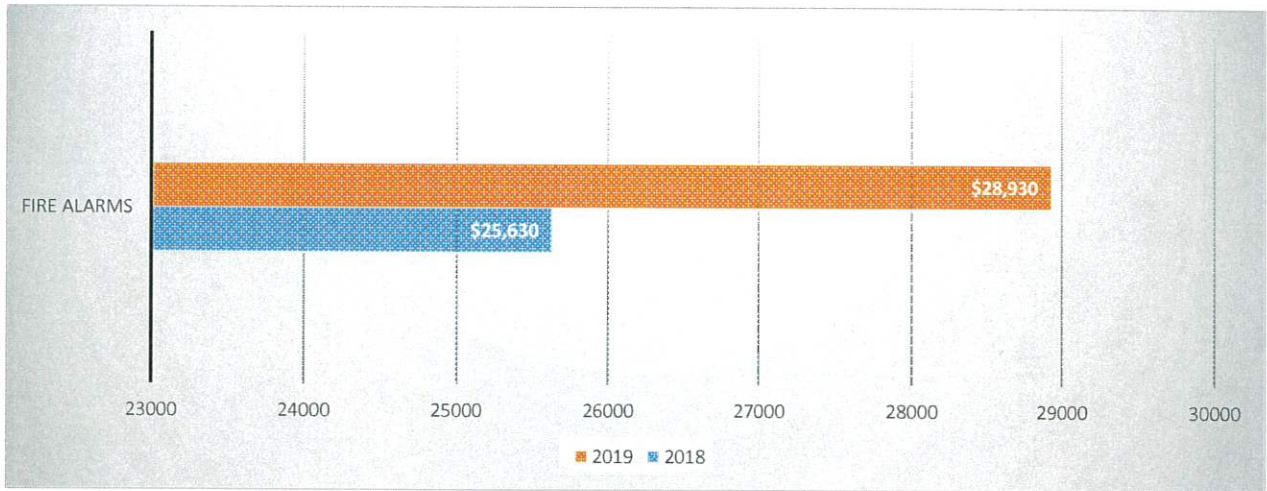
<u>MONEY COLLECTED</u>				
			<u>2018</u>	<u>2019</u>
<b>FIRE PUMPS</b>			\$22,200	\$26,400
<b>PERMITS ISSUE</b>			185	220

# Fire Alarm-Fighting-Safety System



- To operate a fire extinguisher, remember the word **PASS**:
  - **P**ull the pin. Hold the extinguisher with the nozzle pointing away from you, and release the locking mechanism.
  - **A**im low. Point the extinguisher at the base of the fire.
  - **S**queeze the lever slowly and evenly.
  - **S**weep the nozzle from side-to-side.

# FIRE ALARM STATISTICS



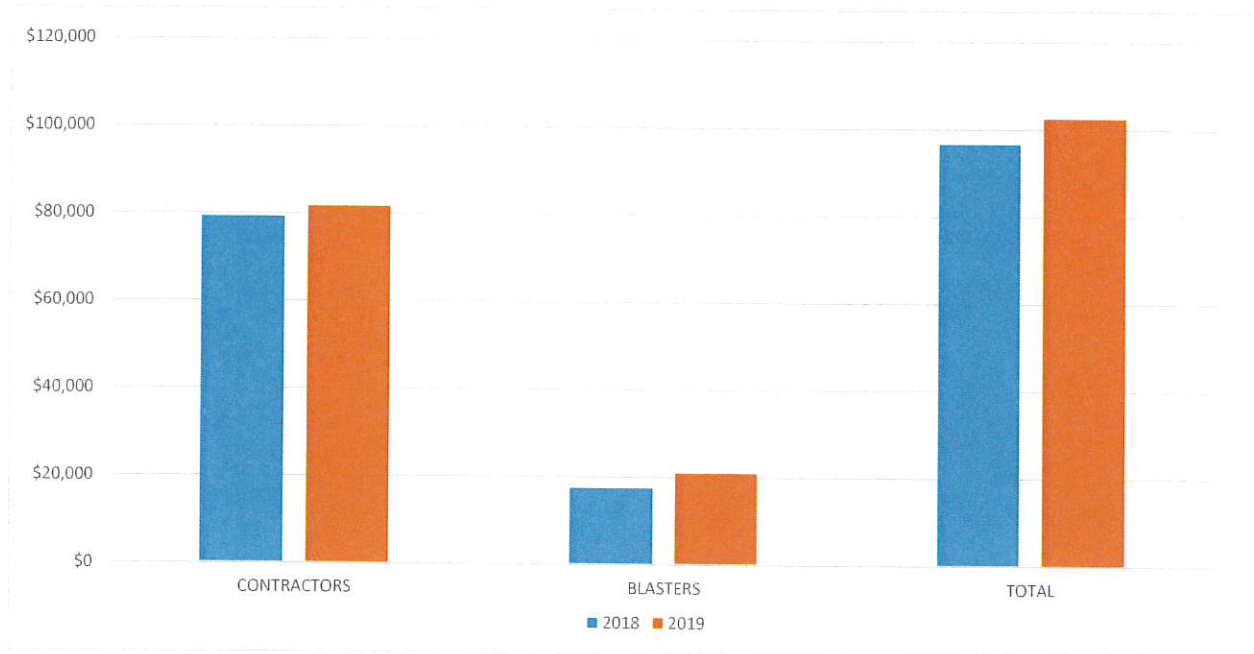
<u>MONEY COLLECTED</u>				
			<u>2018</u>	<u>2019</u>
FIRE ALARMS			\$25,630	\$28,930
PERMITS ISSUE			233	256



## *CONTRACTORS AND BLASTERS*

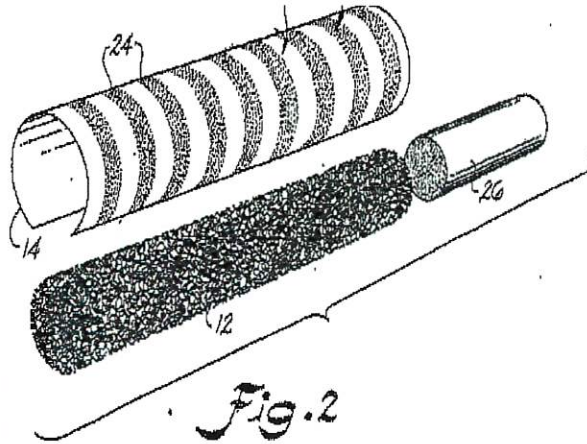
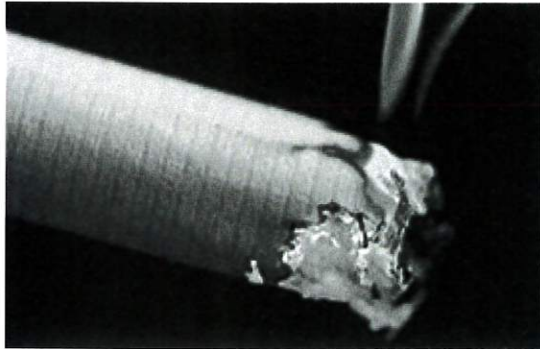


# CONTRACTOR & BLASTER STATISTICS





<u>MONEY COLLECTED</u>			
		<u>2018</u>	<u>2019</u>
<b>CONTRACTORS</b>		\$79,200	\$81,600
<b>BLASTERS</b>		17400	20880
<b>TOTAL</b>		96600	102480
<b>TOTAL PERMITS</b>		190	208

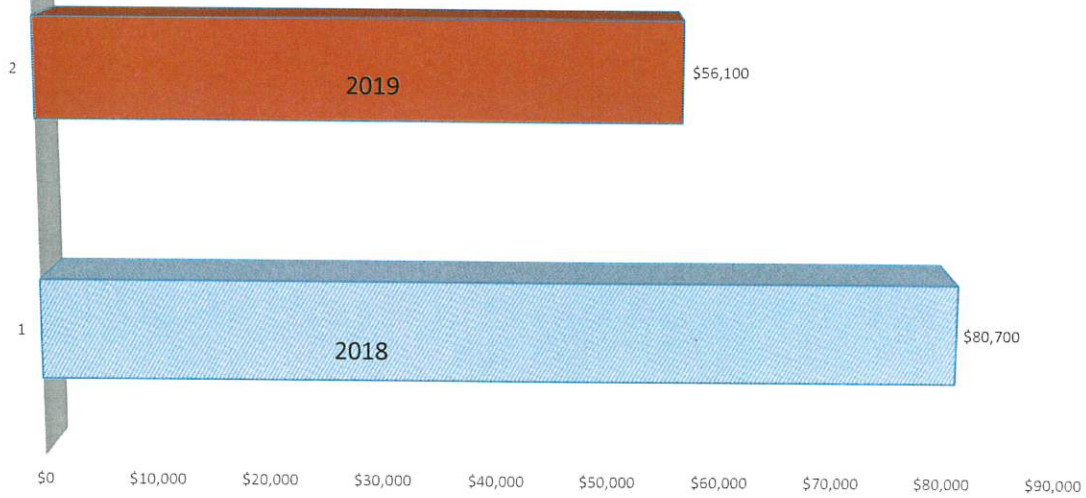
# CIGARETTE IGNITION PROPENSITY



If a fire-safe cigarette is left unattended, the burning tobacco will reach one of these banded "speed bumps" and self-extinguish.

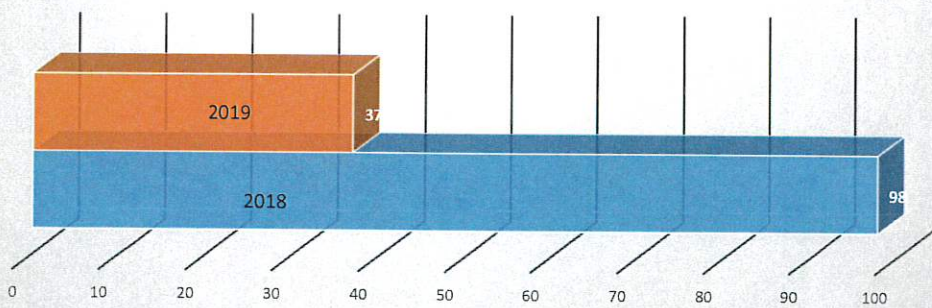


### CIGARETTE IGNITION PROPENSITY STATISTICS



<u>MONEY COLLECTED</u>			
		<u>2018</u>	<u>2019</u>
<b>FEES COLLECTED</b>		<b>\$80,700</b>	<b>\$56,100</b>
<b>TOTAL PERMITS</b>		<b>98</b>	<b>37</b>

### Total Permits



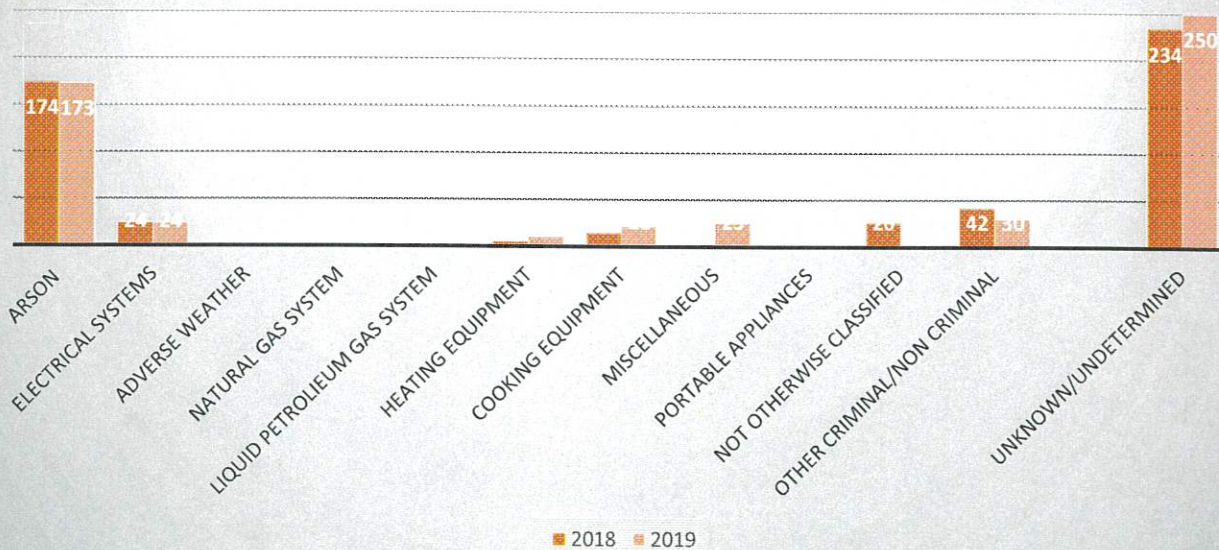
# K9 JIMPY



# CLASSIFICATIONS OF INVESTIGATIONS

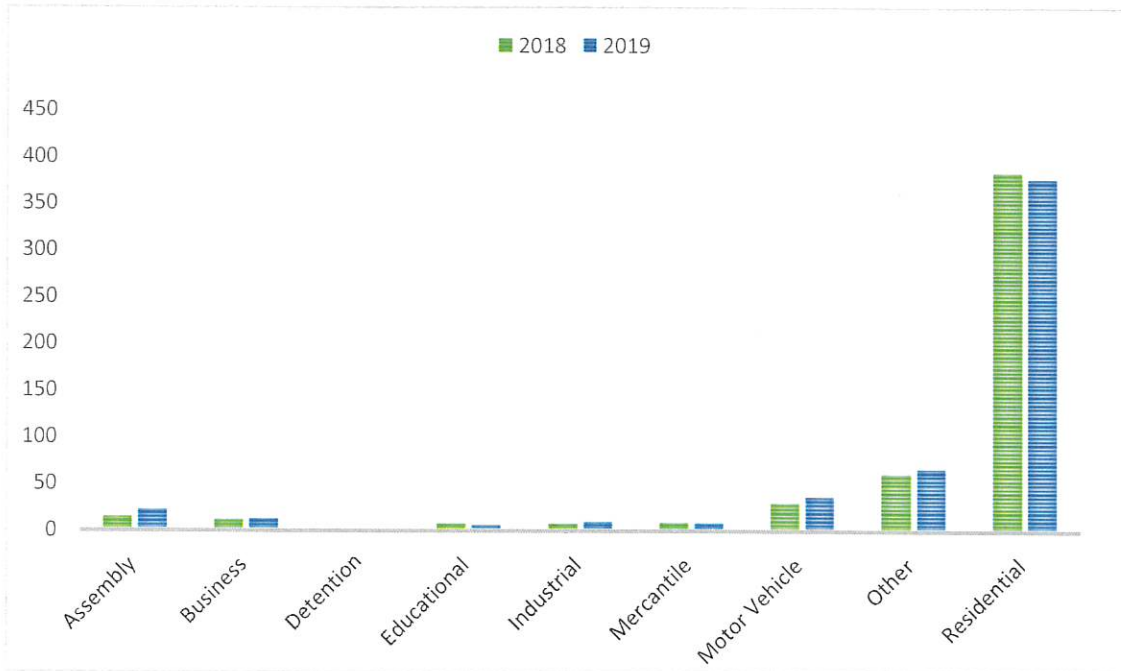
	<u>2018</u>	<u>2019</u>
ARSON	174	173
ELECTRICAL SYSTEMS	24	24
ADVERSE WEATHER	0	1
NATURAL GAS SYSTEM	1	1
LIQUID PETROLIEUM GAS SYSTEM	1	0
HEATING EQUIPMENT	5	10
COOKING EQUIPMENT	14	21
MISCELLANEOUS	0	25
PORTABLE APPLIANCES	0	0
NOT OTHERWISE CLASSIFIED	26	0
OTHER CRIMINAL/NON CRIMINAL	42	30
UNKNOWN/UNDETERMINED	234	250
<b>TOTAL</b>	<b>521</b>	<b>535</b>

## CLASSIFICATION OF INVESTIGATIONS



## CASES BY PROPERTY TYPES

	<u>2018</u>	<u>2019</u>
Assembly	14	22
Business	11	12
Detention	1	0
Educational	7	5
Industrial	7	9
Mercantile	8	8
Motor Vehicle	29	36
Other	60	66
Residential	383	376
<b>Total:</b>	<b>521</b>	<b>535</b>



## INVESTIGATIONS BY COUNTY

	<u>2018</u>	<u>2019</u>		<u>2018</u>	<u>2019</u>
<i>Autauga</i>	3	6	Henry	2	1
<i>Baldwin</i>	16	23	Houston	18	3
<i>Barbour</i>	9	6	Jackson	8	9
<i>Bibb</i>	4	2	Jefferson	30	28
<i>Blount</i>	12	7	Lamar	1	4
<i>Bullock</i>	8	9	Lauderdale	11	10
<i>Butler</i>	2	5	Lawrence	12	12
<i>Calhoun</i>	11	11	Lee	7	5
<i>Chambers</i>	3	6	Limestone	18	9
<i>Cherokee</i>	2	2	Lowndes	3	5
<i>Chilton</i>	4	6	Macon	10	8
<i>Choctaw</i>	1	6	Madison	8	13
<i>Clarke</i>	3	7	Marengo	1	3
<i>Clay</i>	2	2	Marion	11	7
<i>Cleburne</i>	3	6	Marshall	5	8
<i>Coffee</i>	14	11	Mobile	31	32
<i>Colbert</i>	20	7	Monroe	6	4
<i>Conecuh</i>	6	7	Montgomery	6	5
<i>Coosa</i>	0	4	Morgan	11	7
<i>Covington</i>	17	6	Perry	3	6
<i>Crenshaw</i>	2	2	Pickens	1	2
<i>Cullman</i>	9	21	Pike	11	11
<i>Dale</i>	8	5	Randolph	5	10
<i>Dallas</i>	12	5	Russell	3	5
<i>Dekalb</i>	3	11	Shelby	3	10
<i>Elmore</i>	9	5	St. Clair	8	12
Escambia	12	5	Talladega	11	10
Etowah	2	3	Tallapoosa	4	7
Fayette	5	5	Tuscaloosa	9	5
Franklin	4	6	Walker	33	27
Geneva	10	24	Washington	4	6
Greene	3	4	Wilcox	0	5
Hale	2	2	Winston	6	6
			Total:	521	535



## Total Cases by Requestor Type


	<u>2018</u>	<u>2019</u>
<b>911 Center</b>	<b>12</b>	<b>15</b>
<b>Citizen</b>	<b>13</b>	<b>9</b>
<b>Fire Department</b>	<b>217</b>	<b>234</b>
<b>Government Official</b>	<b>14</b>	<b>9</b>
<b>Insurance Industry</b>	<b>9</b>	<b>4</b>
<b>Occupant</b>	<b>19</b>	<b>2</b>
<b>Police Department</b>	<b>67</b>	<b>62</b>
<b>Property Owner</b>	<b>16</b>	<b>17</b>
<b>Sheriffs Department</b>	<b>149</b>	<b>157</b>
<b>State Fire Marshals Office</b>	<b>24</b>	<b>25</b>
<b>Total:</b>	<b>521</b>	<b>535</b>

ASSISTANCE PROVIDED TO OTHERS IN  
MANHOURS

<i>CFAF</i>	<i>122</i>
<i>Deputy Fire Marshal</i>	<i>1309</i>
<i>Drone Training</i>	<i>196</i>
<i>Drone Use/Response</i>	<i>70</i>
<i>Fire Department</i>	<i>152</i>
<i>Follow-Up</i>	<i>293</i>
<i>K9 Response</i>	<i>34</i>
<i>Law Enforcement Agency</i>	<i>224</i>
<i>NFIRS</i>	<i>2</i>
<i>Polygraph (Other Agency)</i>	<i>262</i>
<i>Polygraph DSFM</i>	<i>12</i>
<i>Polygraph Refuse</i>	<i>24</i>
<i>Public Education</i>	<i>418</i>
<i>Trailer Response</i>	<i>327</i>
<i>Grand Total:</i>	<i>3,445</i>

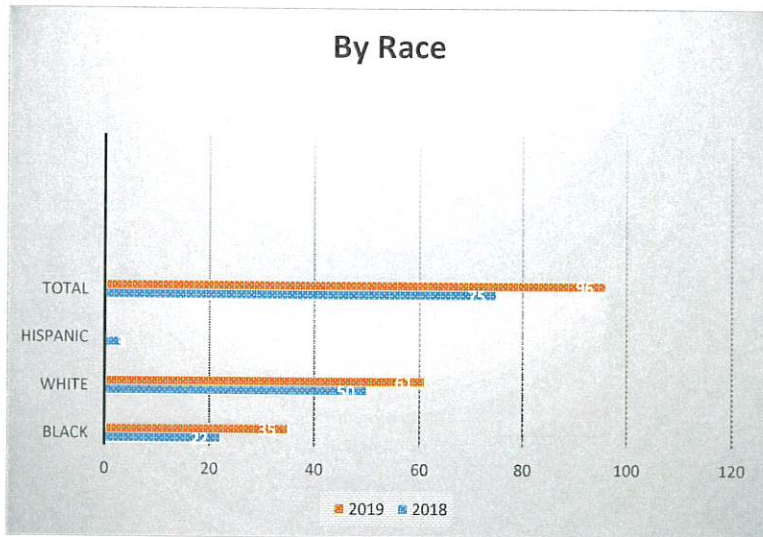
## ARREST/CHARGES

	2018	2019
Aggravated Stalking	1	0
Altered VIN	1	0
Abuse of Corpse	0	1
Arson 1st Degree	6	6
Arson 2nd Degree	28	36
Arson 3rd Degree	2	
Assault 2nd Degree	1	2
Attempted Murder	1	
Burglary 2nd Degree	0	2
Burglary 3rd Degree	0	6
Certain Persons Forbidden to Possess Pistol	1	
Capital Murder	0	2
Criminal Mischief 1st Degree	7	3
Criminal Mischief 2nd Degree	0	1
Criminal Mischief 3rd Degree	0	1
Criminal Possession of Explosive Device	1	0
Criminal Trespass 3rd Degree	1	0
Domestic Violence 1st Degree	2	0
Domestic Violence 2nd Degree	1	0
Driving Under the influence	1	0
Escape 3rd	1	0
False Reporting to Law Enforcement Authorities	0	1
Falsely Reporting an Incident	0	1
Fireworks Permit Violation	0	2
Hunting w/o Permission (Day)	2	0
Insurance Fraud 1st	2	4
Manslaughter	0	2
Murder	3	4
Obstructing Gov't Operations	1	
Possession of a Short Barrel Shotgun	0	1
Possession Of Drug Paraphernalia	4	3
Possession of Explosive Devices	5	0
Possession or Receipt of a Controlled Substance	2	3
Probation Revoke	0	1
Public Intoxication	0	1
Receiving Stolen Property 1st Degree	0	1
Reckless Endangerment	15	
Rendering False Alarm	0	1
Resisting Arrest	2	2
Robbery 1st Degree	2	0
Terrorist Threat	1	0
Theft of Property 1st Degree	1	1
Theft of Property 2nd Degree	2	1
Theft of Property 3rd Degree	2	2
Unlawful Possession of Marijuana 1st Degree	1	1
Unlawful Possession of Marijuana 2nd Degree	0	1
Unlawful Possession or Receipt of a Controlled Substance	1	0
Unlawful Possession of Drug Paraphernalia	1	0
<b>Total Charges:</b>	<b>121</b>	<b>94</b>



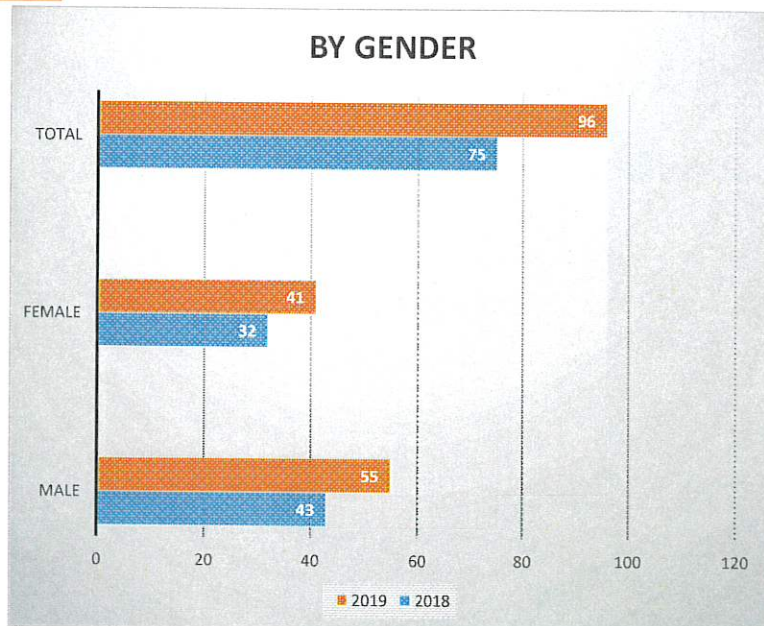
### FATALITY BY RACE

	2018	2019
Black	22	35
White	50	61
Hispanic	3	
TOTAL	75	96



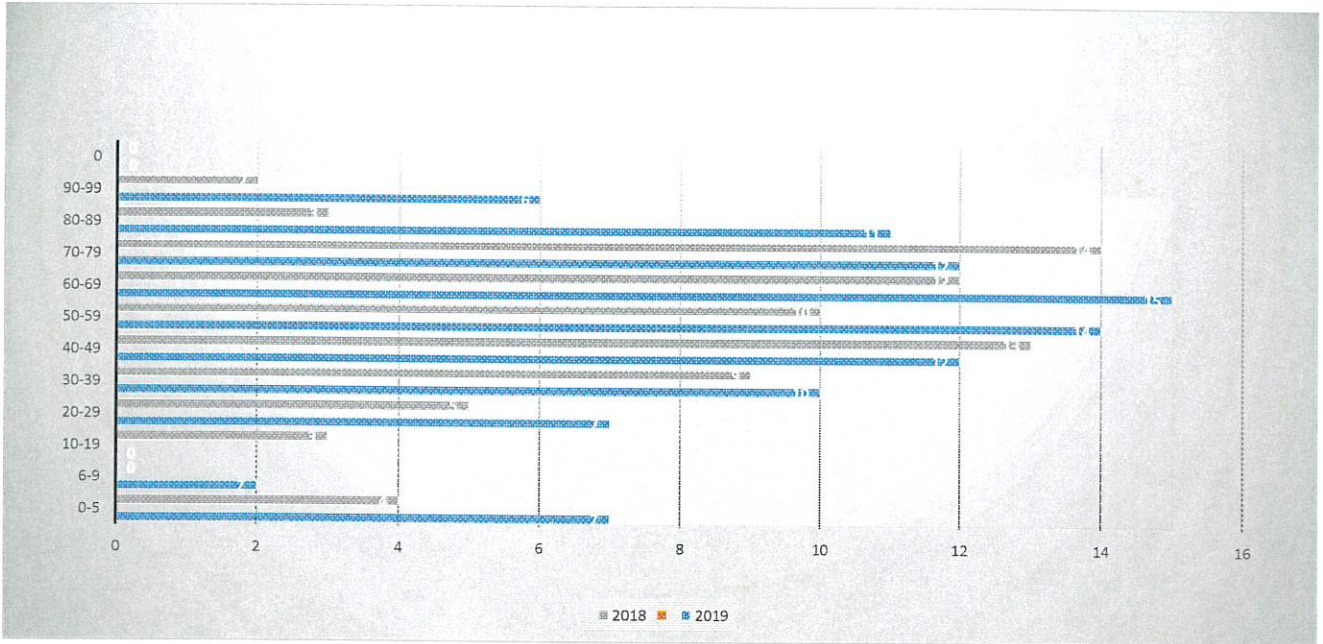
### FATALITY BY GENDER

	2018	2019
Male	43	55
Female	32	41
TOTAL	75	96



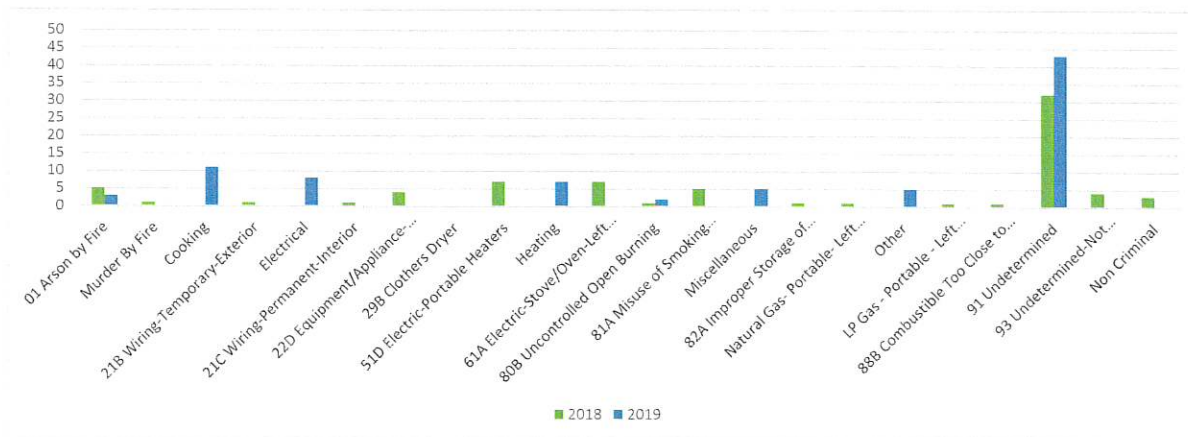
## FATALITY BY AGE

	<u>0-5</u>	<u>6-9</u>	<u>10-19</u>	<u>20-29</u>	<u>30-39</u>	<u>40-49</u>	<u>50-59</u>	<u>60-69</u>	<u>70-79</u>	<u>80-89</u>	<u>90-99</u>	<u>0</u>	<u>Total</u>
<u>2019</u>	7	2	0	7	10	12	14	15	12	11	6	0	96
<u>2018</u>	4	0	3	5	9	13	10	12	14	3	2	0	75



## FATALITY BY CAUSES

	2018	2019
Accidental	0	12
01 Arson by Fire	5	3
Murder By Fire	1	0
Cooking	0	11
21B Wiring-Temporary-Exterior Electrical	1	0
21C Wiring-Permanent-Interior	1	0
22D Equipment/Appliance-Temporary-Interior	4	0
29B Clothers Dryer		
51D Electric-Portable Heaters	7	0
Heating	0	7
61A Electric-Stove/Oven-Left Unattended	7	0
80B Uncontrolled Open Burning	1	2
81A Misuse of Smoking Materials (included discarded)	5	0
Miscellaneous	0	5
82A Improper Storage of Flammable Liquid	1	0
Natural Gas- Portable- Left Unattended	1	0
Other	0	5
LP Gas - Portable - Left Unattended	1	0
88B Combustible Too Close to Natural Gas Heating Equipment	1	0
91 Undetermined	32	43
93 Undetermined-Not Suspicious	4	0
Non Criminal	3	0
<b>Total:</b>	<b>75</b>	<b>96</b>



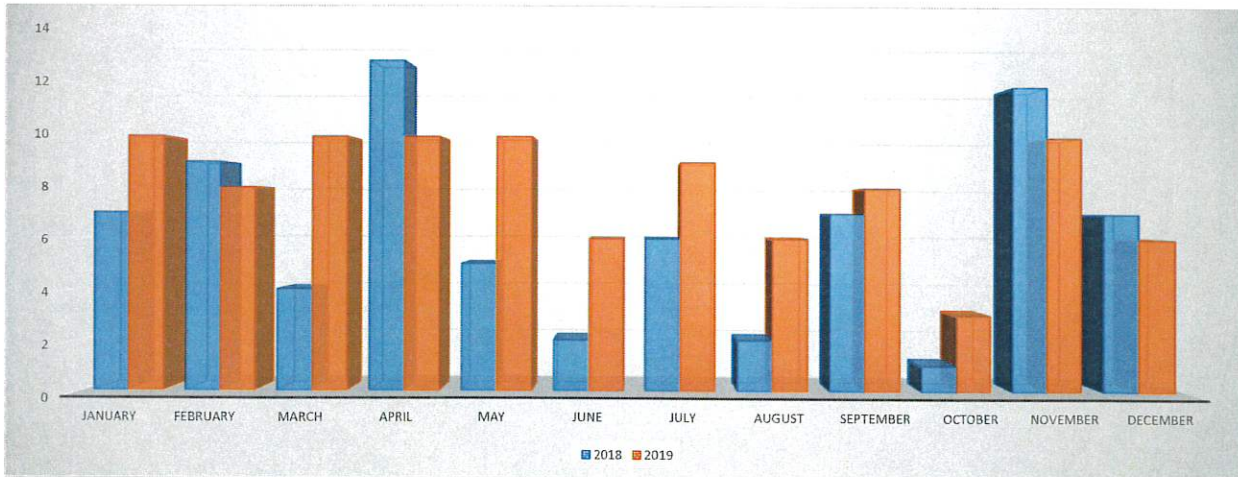
**FATALITY BY COUNTIES**

	<u>2018</u>	<u>2019</u>
Autauga		1
Baldwin	1	4
Bibb	1	1
Blount	2	0
Butler	0	1
Calhoun	2	1
Chilton	0	1
Clarke	1	2
Coffee	1	1
Colbert	3	2
Cullman	1	2
Dale	2	1
Dallas	3	1
Dekalb	1	10
Elmore	1	1
Etowah	0	1
Franklin	1	0
Geneva	1	1
Greene	0	1
Hale	0	2
Houston	0	0
Jackson	3	0
Jefferson	18	17
Lauderdale	1	3
Lawrence	0	2
Lee	0	4
Limestone	1	5
Macon	0	1
Madison	2	5
Marengo	0	1
Mobile	2	5
Montgomery	9	3
Morgan	5	2
Russell	3	3
Shelby	0	2
St. Clair	3	1
Talladega	1	1
Tallapoosa	2	1
Tuscaloosa	2	3
Walker	0	2
Washington	1	1
Winston	1	0
<b>Grand Total:</b>	<b>75</b>	<b>96</b>



## FATALITY BY MONTH

	<u>2018</u>	<u>2019</u>
JANUARY	7	10
FEBRUARY	9	8
MARCH	4	10
APRIL	13	10
MAY	5	10
JUNE	2	6
JULY	6	9
AUGUST	2	6
SEPTEMBER	7	8
OCTOBER	1	3
NOVEMBER	12	10
DECEMBER	7	6
 Grand Total:	 75	 96

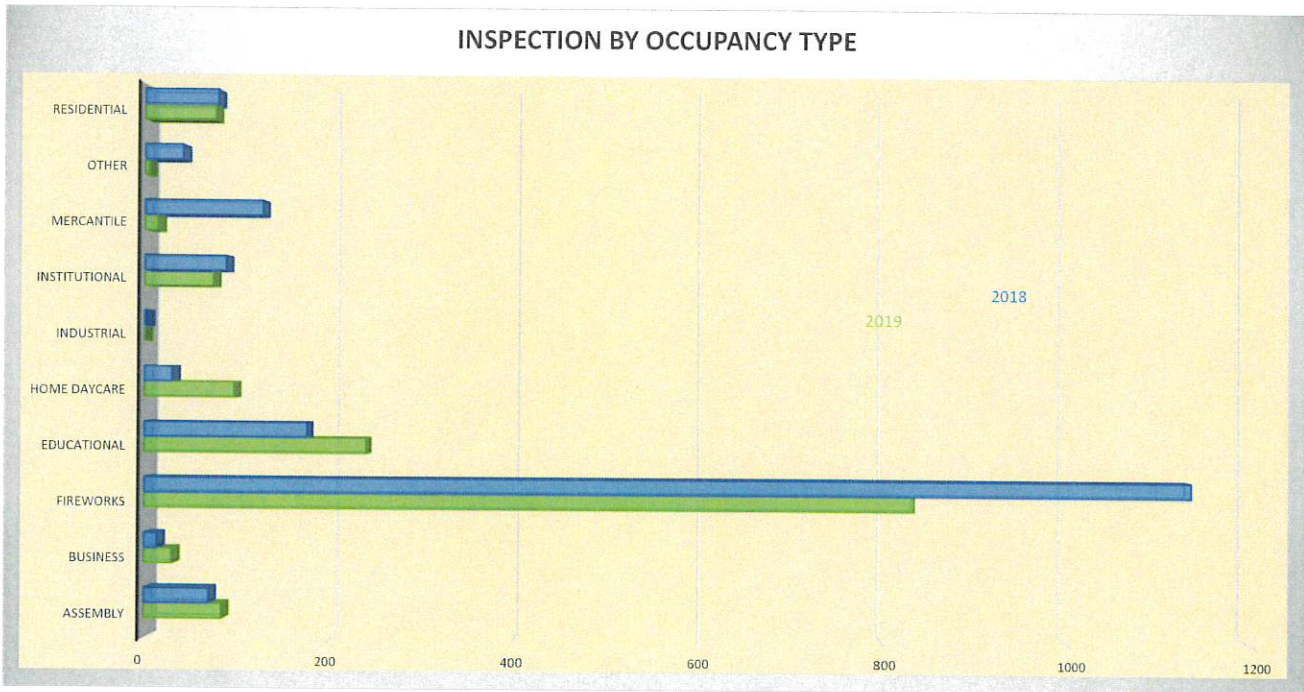




## **SMOKE ALARM INSTALLATIONS BY COUNTY**

	<u><b>2018</b></u>	<u><b>2019</b></u>		<u><b>2018</b></u>	<u><b>2019</b></u>
Autauga	160	105	Greene	0	93
Baldwin	0	308	Jackson	0	440
Barbour	0	1	Jefferson	0	791
Bibb	0	14	Lamar	107	64
Blount	0	152	Lee	0	4
Butler	0	245	Limestone	0	60
Calhoun	246	1479	Madison	0	110
Chambers	43	31	Marengo	4	66
Cherokee	0	51	Marion	5	18
Chilton	3	9	Marshall	0	129
Choctaw	0	33	Mobile	64	641
Clarke	98	58	Monroe	16	26
Colbert	0	220	Montgomery	4	20
Conecuh	0	106	Morgan	0	13
Coosa	130	180	Pickens	0	22
Covington	0	152	Shelby	0	99
Crenshaw	51		St. Clair	0	160
Cullman	0	139	Sumter	0	206
Dale	3		Talladega	0	28
Dekalb	0	228	Tallapoosa	0	85
Elmore	5	219	Tuscaloosa	0	153
Escambia	4	5	Walker	0	29
Etowah	0	591	Washington	0	126
Fayette	0	11	Wilcox	12	186
Franklin	36	297			
Geneva	0	8	<b>Total:</b>	<b>991</b>	<b>8211</b>

<i><b>INSPECTIONS BY OCCUPANCY TYPE</b></i>			
		<u>2018</u>	<u>2019</u>
<b>CLASSIFICATION</b>			
<b>ASSEMBLY</b>		84	70
<b>BUSINESS</b>		30	14
<b>FIREWORKS</b>		834	1135
<b>EDUCATIONAL</b>		240	176
<b>HOME DAYCARE</b>		97	30
<b>INDUSTRIAL</b>		0	2
<b>INSTITUTIONAL</b>		74	88
<b>MERCANTILE</b>		14	128
<b>OTHER</b>		4	41
<b>RESIDENTIAL</b>		76	79
<b>GRAND TOTAL</b>		<b>1453</b>	<b>1763</b>



***INSPECTIONS (CODEPAL) BY COUNTIES***

	<u>2018</u>	<u>2019</u>		<u>2018</u>	<u>2019</u>
<u>Autauga</u>	<u>4</u>	<u>5</u>		<u>Jackson</u>	<u>4</u> <u>7</u>
<u>Baldwin</u>	<u>53</u>	<u>40</u>		<u>Jefferson</u>	<u>16</u> <u>14</u>
<u>Barbour</u>	<u>5</u>	<u>3</u>		<u>Lamar</u>	<u>4</u> <u>1</u>
<u>Bibb</u>	<u>4</u>	<u>3</u>		<u>Lauderdale</u>	<u>16</u> <u>21</u>
<u>Blount</u>	<u>8</u>	<u>3</u>		<u>Lawrence</u>	<u>8</u> <u>6</u>
<u>Bullock</u>	<u>7</u>	<u>5</u>		<u>Lee</u>	<u>13</u> <u>4</u>
<u>Butler</u>	<u>7</u>	<u>5</u>		<u>Limestone</u>	<u>10</u> <u>15</u>
<u>Calhoun</u>	<u>20</u>	<u>16</u>		<u>Lowndes</u>	<u>3</u> <u>1</u>
<u>Chambers</u>	<u>8</u>	<u>12</u>		<u>Macon</u>	<u>10</u> <u>4</u>
<u>Cherokee</u>	<u>5</u>	<u>7</u>		<u>Madison</u>	<u>1</u> <u>3</u>
<u>Chilton</u>	<u>13</u>	<u>14</u>		<u>Marengo</u>	<u>5</u> <u>0</u>
<u>Choctaw</u>	<u>6</u>	<u>4</u>		<u>Marion</u>	<u>2</u> <u>3</u>
<u>Clarke</u>	<u>12</u>	<u>2</u>		<u>Marshall</u>	<u>9</u> <u>10</u>
<u>Clay</u>	<u>7</u>	<u>6</u>		<u>Mobile</u>	<u>36</u> <u>35</u>
<u>Cleburne</u>	<u>1</u>	<u>8</u>		<u>Monroe</u>	<u>2</u> <u>7</u>
<u>Coffee</u>	<u>10</u>	<u>11</u>		<u>Montgomery</u>	<u>7</u> <u>0</u>
<u>Colbert</u>	<u>10</u>	<u>9</u>		<u>Morgan</u>	<u>26</u> <u>7</u>
<u>Conecuh</u>	<u>17</u>	<u>9</u>		<u>Perry</u>	<u>6</u> <u>1</u>
<u>Coosa</u>	<u>0</u>	<u>3</u>		<u>Pickens</u>	<u>2</u> <u>1</u>
<u>Covington</u>	<u>16</u>	<u>18</u>		<u>Pike</u>	<u>9</u> <u>5</u>
<u>Crenshaw</u>	<u>8</u>	<u>9</u>		<u>Randolph</u>	<u>10</u> <u>6</u>
<u>Cullman</u>	<u>22</u>	<u>5</u>		<u>Russell</u>	<u>6</u> <u>1</u>
<u>Dale</u>	<u>21</u>	<u>10</u>		<u>Shelby</u>	<u>11</u> <u>14</u>
<u>Dallas</u>	<u>5</u>	<u>2</u>		<u>St. Clair</u>	<u>16</u> <u>1</u>
<u>Dekalb</u>	<u>6</u>	<u>6</u>		<u>Sumpter</u>	<u>1</u> <u>1</u>
<u>Elmore</u>	<u>9</u>	<u>17</u>		<u>Talladega</u>	<u>12</u> <u>135</u>
<u>Escambia</u>	<u>10</u>	<u>15</u>		<u>Tallapoosa</u>	<u>4</u> <u>12</u>
<u>Etowah</u>	<u>7</u>	<u>10</u>		<u>Tuscaloosa</u>	<u>7</u> <u>1</u>
<u>Fayette</u>	<u>0</u>	<u>1</u>		<u>Walker</u>	<u>3</u> <u>12</u>
<u>Franklin</u>	<u>3</u>	<u>2</u>		<u>Washington</u>	<u>4</u> <u>2</u>
<u>Geneva</u>	<u>12</u>	<u>5</u>		<u>Wilcox</u>	<u>3</u> <u>2</u>
<u>Greene</u>	<u>0</u>	<u>1</u>		<u>Winston</u>	<u>10</u> <u>4</u>
<u>Hale</u>	<u>7</u>	<u>3</u>			
<u>Henry</u>	<u>9</u>	<u>2</u>			
<u>Houston</u>	<u>11</u>	<u>12</u>		<b>Grand Total:</b>	<b><u>619</u></b> <b><u>628</u></b>

**FIREWORKS INSPECTIONS BY COUNTIES**

	<u>2018</u>	<u>2019</u>		<u>2018</u>	<u>2019</u>
Autauga	6	7		Jackson	9 13
Baldwin	31	69		Jefferson	98 161
Barboour	3	4		Lamar	1 1
Bibb	3	4		Lauderdale	21 32
Blount	14	15		Lawrence	12 12
Bullock	1	0		Lee	10 20
Butler	3	4		Limestone	13 14
Calhoun	18	26		Lowndes	2 1
Chambers	2	5		Macon	1 3
Cherokee	12	16		Madison	60 75
Chilton	14	17		Marengo	8 10
Choctaw	5	4		Marion	7 7
Clarke	6	10		Marshall	13 17
Clay	3	5		Mobile	53 67
Cleburne	6	9		Monroe	8 9
Coffee	3	5		Montgomery	8 40
Colbert	16	19		Morgan	18 26
Conecuh	3	3		Perry	0 1
Coosa	0	0		Pickens	5 5
Covington	13	13		Pike	11 11
Crenshaw	2	3		Randolph	6 8
Cullman	24	27		Russell	6 5
Dale	8	12		Shelby	27 37
Dallas	4	5		St. Clair	25 25
Dekalb	18	20		Sumpter	0 3
Elmore	23	26		Talladega	16 19
Escambia	6	9		Tallapoosa	8 15
Etowah	19	24		Tuscaloosa	45 50
Fayette	3	5		Walker	16 17
Franklin	9	10		Washington	4 4
Geneva	5	9		Wilcox	1 1
Greene	1	1		Winston	11 13
Hale	4	7			
Henry	1	0			
Houston	22	20		<b>Grand Total:</b>	<b>834 1135</b>

# FIRE PREVENTION / PUBLIC EDUCATION

