

2014 ANNUAL REPORT



Colored by: Campbell Mead

ABOUT THE COVER

The Alabama State Fire Marshal's Office held a coloring contest in October 2014. Children in grades K-3 were asked to color our agency's patch. We received one hundred and sixty-five entries from all over central Alabama. All entries were judged and Ms. Campbell Mead was chosen as the winner of the coloring contest. State Fire Marshal Edward Paulk, Assistant State Fire Marshal Scott Pilgreen, PIO Steve Holmes and Alesha Womble visited Redland Elementary in Elmore County to present Ms. Mead with a certificate making her an Honorary Junior Fire Marshal and goodie bag. Ms. Mead's class members all received goodie bags along with one for the teacher, Mrs. Bozeman. Mr. Paulk spoke with the children about fire safety and having fire drills at home in case of a fire to ensure everyone got out.

Table of Contents

<u>Item</u>	<u>Page Number</u>
Introduction	3
Who We Are	4 - 5
Alabama Fire Incident Reporting System (AFIRS)	6
K-9 Accelerant Detection Handler	7
Home Fire Prevention Tips	8
Home Heating Safety Tips	9
Fireworks Safety Tips	10
Fireworks Statistics	11
Sprinkler Statistics	12
Fire Pump Statistics	13
Fire Alarm Statistics	14
Contractor & Blaster Statistics	15
Cigarette Ignition Propensity Statistics	16
Inspections Total Graph	17
Inspections by County	18
Firework Inspections by County	19
Investigations: Classifications of Property Involved	20 - 21
Classifications of Investigations	22
Investigations by County	23
Investigation Requestors	24

Table of Contents (Cont.)

<u>Item</u>	<u>Page Number</u>
2014 Arrests / Charges	25 - 27
Fire Fatality Record	28
Fire Fatalities by Race & Gender	29
Fire Fatalities by Age	30
Fire Fatality Causes	31
Fire Fatality by County	32
Fire Fatalities by Month	33

Introduction

The 2014 Annual Report of the Alabama State Fire Marshal's Office is submitted by State Fire Marshal Edward Paulk in compliance with Section 36-19-26, Code of Alabama, 1975.

The State Fire Marshal's Office ended 2014 with a staff of 21 Deputy State Fire Marshals, three Insurance Fraud Investigators, and one Assistant State Fire Marshal. The State Fire Marshal's Office conducts investigations to determine the origin and cause of fires and explosions, criminal investigations of those cases determined to be arson, inspections of structures for compliance with the building and fire codes adopted by the state and regulatory functions in the licensure of the fire sprinkler industry, the fireworks industry, the blasting industry, and the tobacco industry. The Insurance Fraud Unit investigates the crime of Insurance Fraud.

In 2014, we conducted 798 structure fire and or explosion investigations. These investigations resulted in 270 arrests for crimes ranging from arson and capital murder to drug related offenses and fire code violations.

Fire fatalities in 2014 totaled 93, an increase of 13 percent over 2013. We are increasing our efforts in the area of inspections and public education to combat this problem. We must educate the public to bring about a change in our habits to have a positive impact on fire fatalities. We requested the Alabama Fire Chief's join with us on a Statewide Educational Campaign directed toward reducing fire fatalities and making our citizens realize that making good decisions in times of emergency will save lives. The Alabama Fire Chief's responded and we jointly developed the "Turn Your Attention to Fire Prevention Campaign". This campaign is ongoing and addresses the fire hazards of every season and holiday throughout the year.

Inspections conducted during 2014 totaled one thousand seven hundred sixty-five inspections (1,765). This is an 8 percent increase in the number of inspections conducted from the previous year.

The Insurance Fraud Unit received 777 suspected fraud referrals during 2014. 149 of these cases were assigned to investigators for investigation. 32 of these cases have been closed. At the end of 2014, there were 4 cases pending Grand Jury, 12 cases have been cleared by Administrative Action, 4 cases were closed by other prosecutions, 7 cases were unfounded and four were closed for lack of prosecution. The remaining cases are under investigation.

2015 will be another year to challenge us to do more with the resources that we currently have in the area of inspections and investigations.

Who We Are . . .

The Alabama State Fire Marshal's Office (SFMO) is a division of the Alabama Department of Insurance. The department is under the leadership of Insurance Commissioner Jim Ridling. Commissioner Ridling provides the resources for the SFMO to accomplish the goals and perform the duties and responsibilities of the office. A portion of the funding for the SFMO is provided through monies generated by permits issued by the office.

The Alabama State Fire Marshal's Office was established in 1917. In 1919, the first legislative act regarding the authority, duties and responsibilities of the office was adopted and signed into law. In 1953, the State Fire Marshal's Office became a division of the Alabama Department of Insurance. Title 36 Chapter 19 of the Code of Alabama, 1975 provides the authority and prescribes the duties of the office of the State Fire Marshal and his deputies. The Fire Marshal, Assistant and Deputies are state police officers and carry general police powers statewide.

The Alabama State Fire Marshal's office consists of State Fire Marshal Edward Paulk, Assistant State Fire Marshal Scott Pilgreen, 21 Deputy State Fire Marshals, and 3 Insurance Fraud Investigators. The Deputy Marshals are located in field offices throughout the state and are responsible for investigations and inspections in their respective districts. The headquarters located in Montgomery is staffed by the State Fire Marshal, Assistant State Fire Marshal and four administrative support personnel.

The SFMO conducts inspections of buildings and properties to ensure the buildings are safe for occupancy for their intended use, and provides for adequate exits in the event of fire, disaster or other emergencies. The SFMO adopts and enforces various Building, Life Safety and Fire Prevention Codes. The State Fire Marshal is charged with the promulgation and enforcement of regulations pertaining to building construction and fire safety for the citizens of Alabama.

The State Fire Marshal's Office regulates and permits the fireworks industry, fire sprinkler industry, fire alarm industry, cigarette industry and blasting industry.

The SFMO investigates fires, explosions and any related crimes. Assistance is provided to fire departments and other law enforcement agencies in the prevention of arson and explosions, and provides support to the courts for prosecution of cases made by its personnel. The office provides training for the public, courts, fire and law enforcement departments in fire prevention, fire investigation, detection of arson, and education for the interpretation of fire and building codes and life safety regulations.

The Insurance Fraud Unit investigates reports of suspected fraud brought to our office by the insurance industry and the general public. In 2014, an additional Insurance Fraud Investigator was added bringing the total to three Insurance Fraud Investigators.

Our Mission . . .

The mission of the Alabama State Fire Marshal's Office is to provide inspection services, to conduct investigations of fires and explosions, to prevent the commission of arson and related crimes, to protect lives and property from fires and explosions and to provide visitors and citizens of the state a safe environment in which to live, work and play.





State Fire Marshal Edward Paulk



Assistant State Fire Marshal Scott Pilgreen



Steve Holmes, Public Information Officer



Left to Right: Alesha Womble, Cheryl White, Vicki Parker, Debra Lewis

Alabama Fire Incident Reporting System (AFIRS)

The Federal Fire Prevention and Control Act of 1974 authorizes the National Fire Data Center in the United States Fire Administration (USFA), an entity of the Federal Emergency Management Agency, to gather and analyze information on the magnitude of the Nation's fire problem, as well as its detailed characteristics and trends. The Act further authorizes the USFA to develop uniform data reporting methods, and to encourage and assist state agencies in developing and reporting data. In order to carry out the intention of this Act, the National Fire Data Center has established the National Fire Incident Reporting System (NFIRS).

The State of Alabama, recognizing the importance and benefits of reliable statistical data, is encouraging fire departments to submit data to AFIRS. AFIRS is Alabama's segment of the National Fire Incident Reporting System. Currently, four hundred fifty-five (455) fire departments out of the 1,041 departments have activated the electronic reporting account to the system. Three hundred twenty nine (329) departments have actually submitted data to the system in 2014. Alabama is one-third of the way towards having timely, factual data on which many decisions can be made. In support of AFIRS, the State Fire Marshal's Office administers the creation of the reporting accounts for departments, provides software for the electronic reporting and provides support services. Forty seven (47) training sessions with fire departments or county fire associations have been conducted around the state, which provided information and assistance to all interested departments in the area. Assistance is provided to any department who asks for help. Assistance is first attempted over the telephone; however, for more difficult problems, site visits are not uncommon. The software necessary for reporting is supplied to fire departments in the following ways; by download from FEMA's website also FEMA provides a web based version for the Data Entry Tool which is available on their web site. Many departments' particularly volunteer fire departments now have high-speed internet connections which enable those departments to access FEMA's web site in order to download the software and updates or utilize the web based version of the program.

K-9 Accelerant Detection Handlers

During the late 1980s and early 1990s the State Fire Marshal's Office began training Deputy State Fire Marshals to be K-9 accelerant detection handlers. Presently, there is one (1) K-9 team located throughout the state. This team responds as needed to assist our division and other police departments and fire departments in locating trace amounts of hydrocarbon residue at fire scenes. The team also provides another service to the citizens of the State of Alabama by conducting demonstrations of controlled searches at schools and civic groups. This is done throughout the year to assist with Fire Prevention Awareness. This team is a very valuable asset to this division and to the Department of Insurance.



Deputy State Fire Marshal Ray Cumby and K-9 Andy

Home Fire Prevention Tips



Fires can be prevented from starting if you take some simple precautions. Here are some important safety measures to remember . . .

To Prevent Chimney Fires:

- ✦ Have your chimney cleaned annually, preferably prior to its use in the fall and winter months.
- ✦ Sturdy screen to stop sparks from flying into room.
- ✦ Have a three foot “Kid Free Zone” around open flames and space heaters

To Prevent Kitchen Fires:

- ✦ Stay in the room when cooking on the stove. If you need to leave the kitchen while cooking, turn off all stove burners before leaving the room.
- ✦ When cooking in a microwave, use only those utensils and items approved for use in a microwave.
- ✦ Do not use the oven to provide heat for your home.

To Prevent Laundry Room Fires:

- ✦ If you have a dryer or washing machine that trips an electrical breaker frequently, an underlying wiring problem could be the cause. Have the wiring checked by a properly licensed electrician.
- ✦ Clean all dryer/lint filters as needed; vacuum around dryers to eliminate accumulation of lint.

To Prevent Living Room Fires:

- ✦ Beware of plugging multiple electrical appliances into one surge protector and **NEVER** overload electrical outlets.
- ✦ Keep space heaters and halogen lamps away from flammable and combustible materials.
- ✦ Never leave a lit candle unattended.
- ✦ Remember that extension cords are for temporary use only and are not meant to replace permanent wiring, **NEVER** cover an extension cord with carpet, rugs or other material.


To Prevent Bedroom Fires:

- ✦ **DO NOT** smoke in bed.
- ✦ Keep all matches and lighters out of the hands of children.
- ✦ Keep combustible material away from space heaters.

Remember, fire safety begins at home and fire prevention begins with a plan. Practice fire escape drills at home and have a meeting place outside away from the home in the event of an evacuation.

Remember to have properly functioning smoke alarms throughout your home. Check your smoke alarms monthly and change the batteries at least twice annually.

Home Heating Safety Tips



Heating fires can be prevented from starting if you take some simple precautions. Here are some important safety measures to remember . . .

- ✦ Keep anything that can burn at least three-feet away from heating equipment, like the furnace, fireplace, wood stove, or portable heaters.
- ✦ Have a three-foot “kid-free zone” around open fires and space heaters.
- ✦ Never use your oven to heat your home.
- ✦ Have a qualified professional install stationary space heating equipment, water heaters or central heating equipment according to the local codes and manufacturer’s instructions.
- ✦ Remember to turn portable heaters off when leaving the room or going to bed.
- ✦ Always use the right kind of fuel, specified by the manufacturer, for fuel burning space heaters.
- ✦ Keep space heaters away from flammable and combustible materials.

Remember to have properly functioning smoke alarms throughout your home. Check your smoke alarms monthly and change the batteries at least twice annually.

FACT

Half of home heating fires are reported during the months of December, January and February.

IMPORTANT FIREWORKS SAFETY TIPS



Watch and enjoy fireworks from a safe distance.

Never attempt to alter or combine fireworks.

Never use fireworks indoors.

Never shoot fireworks towards people or buildings.

Never shoot fireworks from your hands or body parts.

Never shoot fireworks from or toward a motor vehicle.

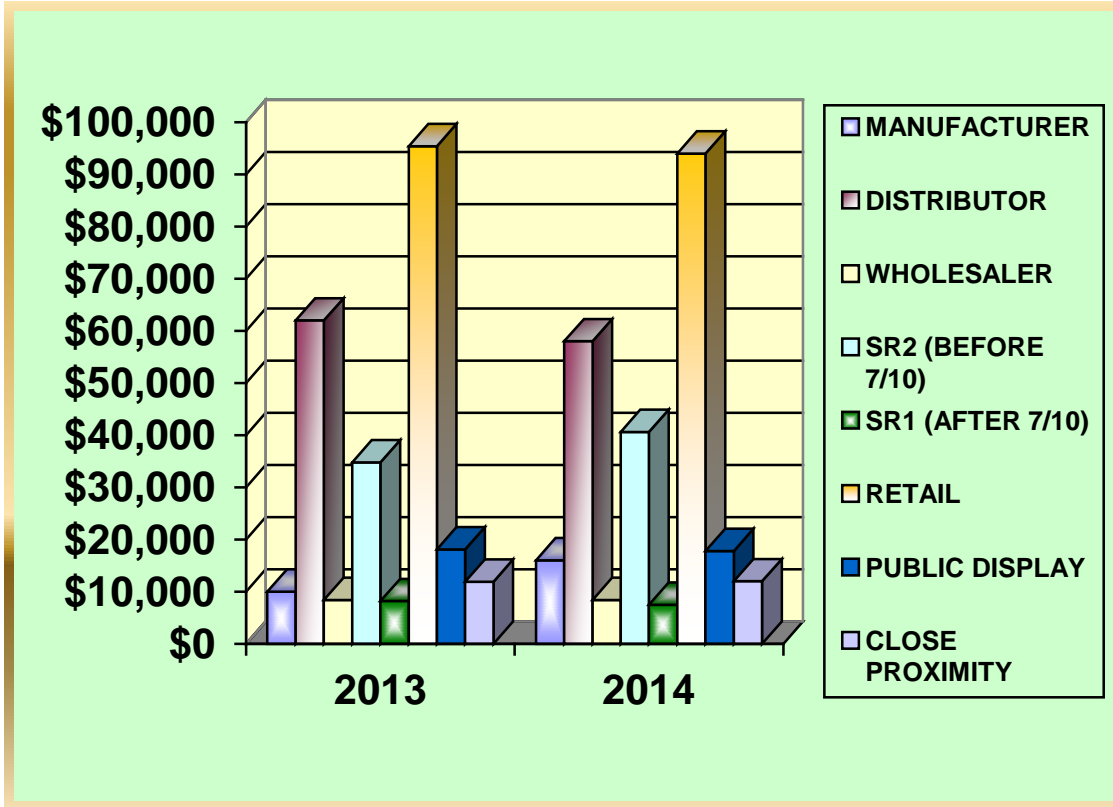
Never let children play with fireworks.

Always have a responsible adult present when shooting fireworks.

Always keep water and first aid nearby.

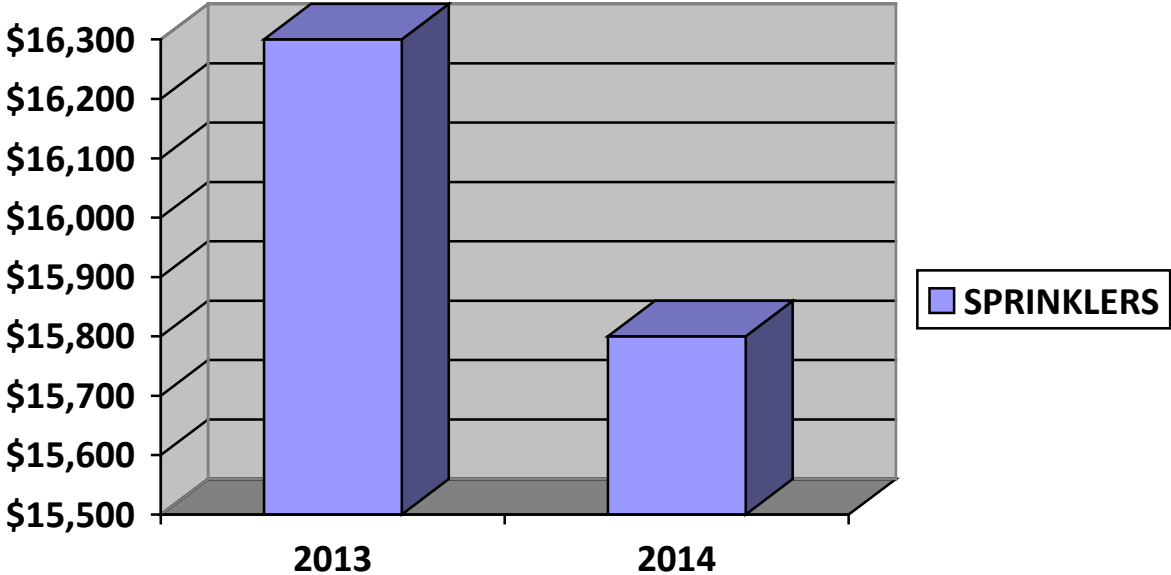
Always have at least 600 feet from any enclosed building.

FIREWORKS STATISTICS



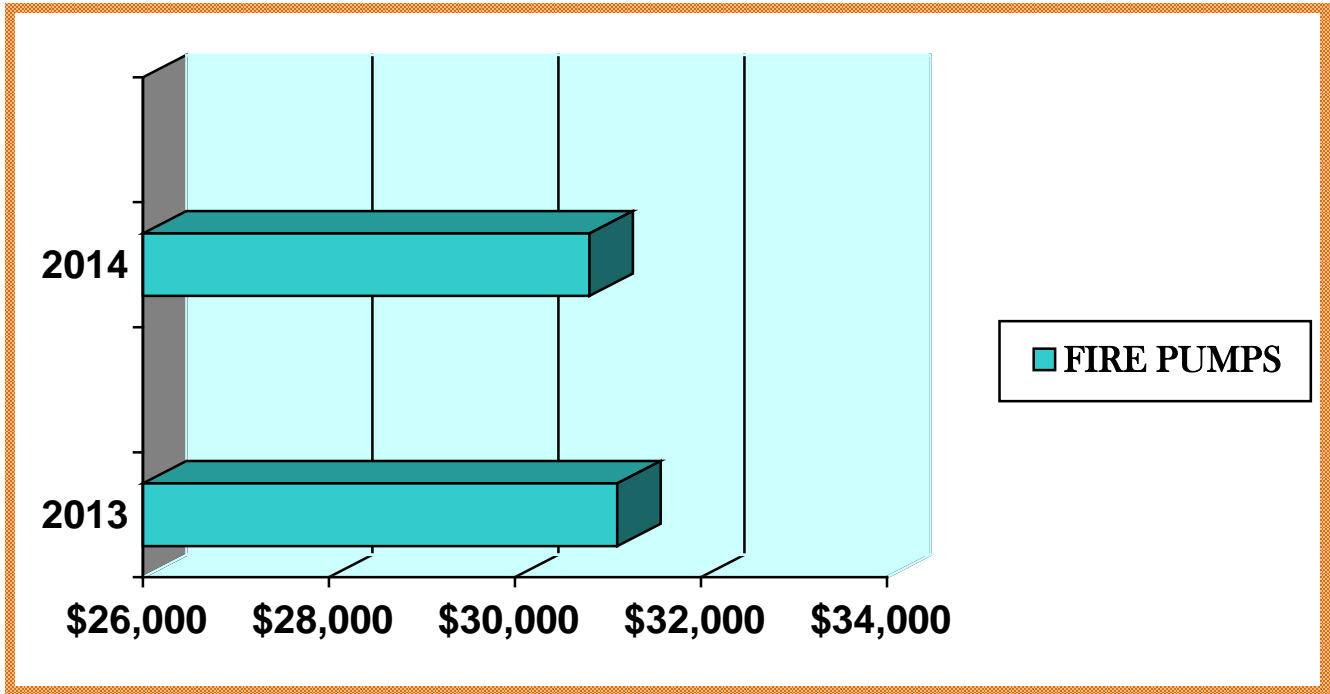
<u>MONIES COLLECTED FOR 2013</u>		<u>MONIES COLLECTED FOR 2014</u>	
DISTRIBUTOR	\$62,000.	DISTRIBUTOR	\$58,000.
MANUFACTURER	\$10,000.	MANUFACTURER	\$16,000.
WHOLESALER	\$ 8,400.	WHOLESALER	\$ 8,400.
SEASONAL RETAILER - SR2 BEFORE 7/10	\$34,800.	SEASONAL RETAILER – SR2 BEFORE 7/10	\$40,600.
SEASONAL RETAILER – SR1 AFTER 7/10	\$ 8,200.	SEASONAL RETAILER – SR1 AFTER 7/10	\$ 7,500.
RETAIL	\$95,400.	RETAIL	\$94,000.
PUBLIC DISPLAY	\$18,100.	PUBLIC DISPLAY	\$17,800.
CLOSE PROXIMITY	\$11,900.	CLOSE PROXIMITY	\$12,000.
TOTALS	\$248,800.	TOTALS	\$254,300.
PERMITS ISSUED	1,207	PERMITS ISSUED	1,218
INSPECTIONS CONDUCTED	877	INSPECTIONS CONDUCTED	890

SPRINKLER STATISTICS



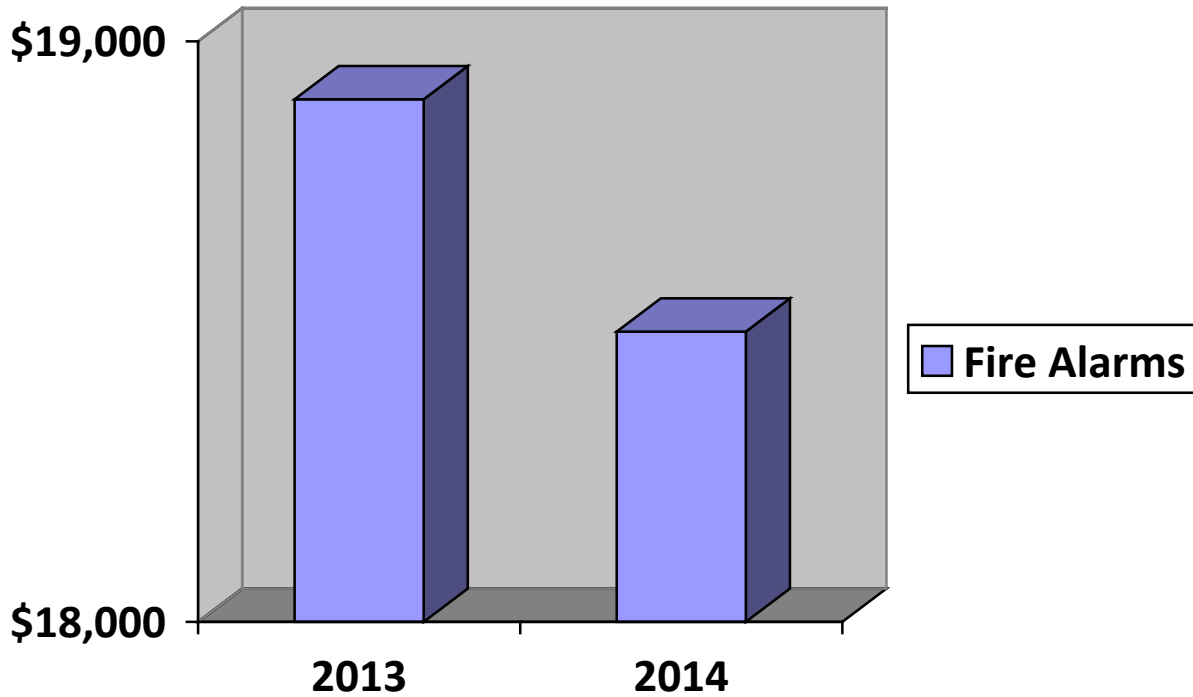
MONIES COLLECTED FOR 2013		MONIES COLLECTED FOR 2014	
SPRINKLER CONTRACTORS	\$16,300.	SPRINKLER CONTRACTORS	\$15,800.
PERMITS ISSUED	163	PERMITS ISSUED	158

FIRE PUMP STATISTICS



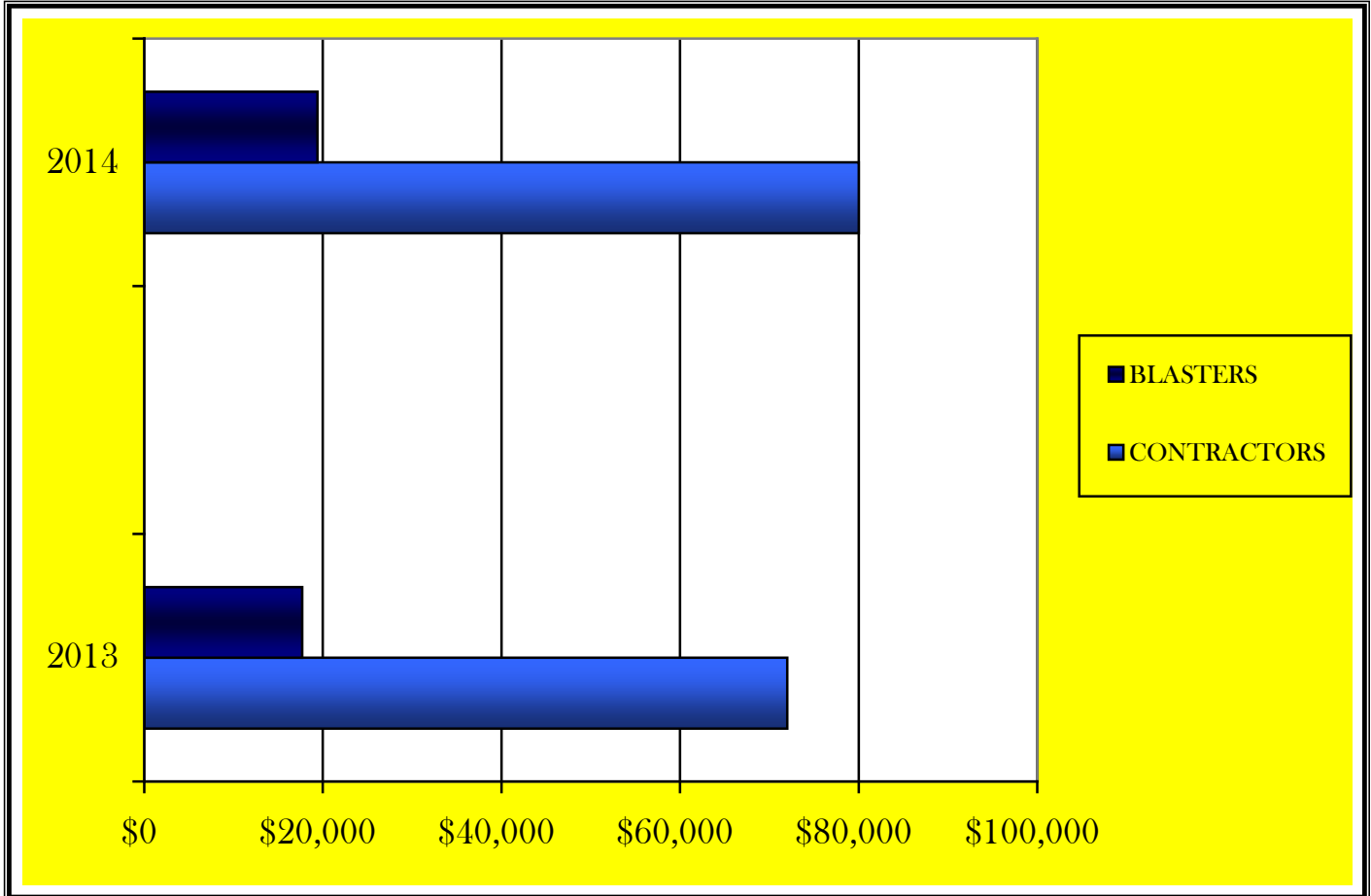
MONIES COLLECTED FOR 2013		MONIES COLLECTED FOR 2014	
FIRE PUMPS	\$31,100.	FIRE PUMPS	\$30,800.
PERMITS ISSUED	311	PERMITS ISSUED	308

FIRE ALARM STATISTICS



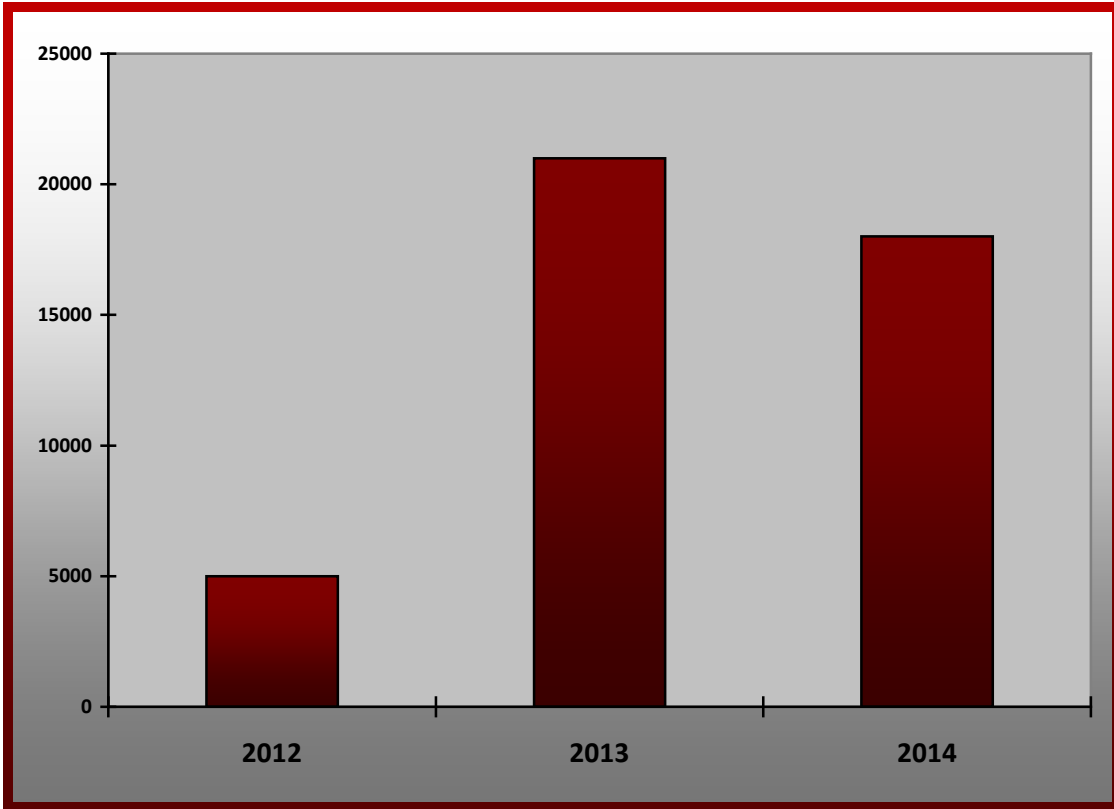
MONIES COLLECTED FOR 2013		MONIES COLLECTED FOR 2014	
FIRE ALARMS	\$18,900.	FIRE ALARMS	\$18,500.
PERMITS ISSUED	189	PERMITS ISSUED	185

CONTRACTOR & BLASTERS STATISTICS



<u>MONIES COLLECTED FOR 2013</u>		<u>MONIES COLLECTED FOR 2014</u>	
CONTRACTORS	\$72,000	CONTRACTORS	\$80,000
BLASTERS	\$17,700	BLASTERS	\$19,400
TOTALS	\$89,700	TOTALS	\$99,400
TOTAL PERMITS ISSUED	213	TOTAL PERMITS ISSUED	234

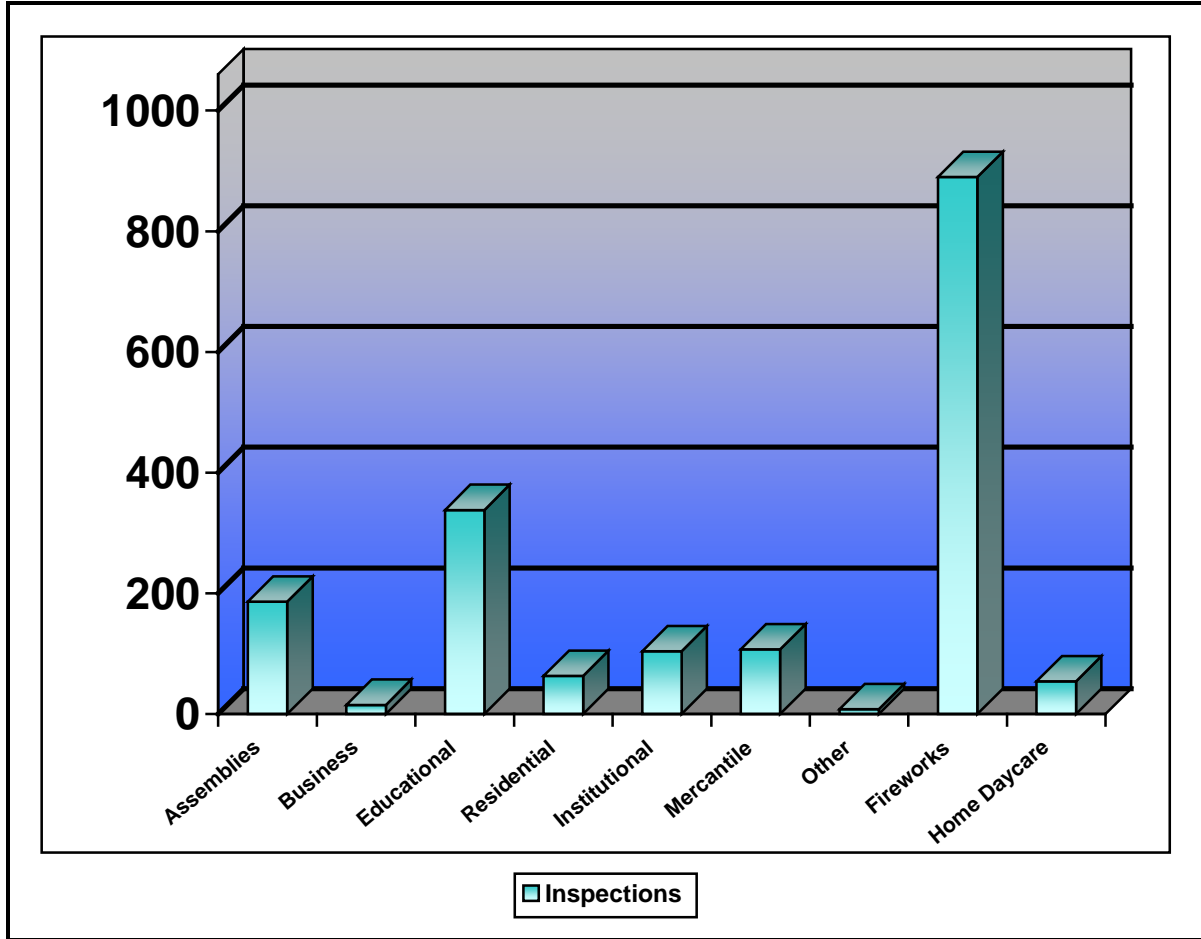
CIGARETTE IGNITION PROPENSITY STATISTICS



<u>2012</u>		<u>2013</u>		<u>2014</u>	
FEES COLLECTED	\$ 5,000.	FEES COLLECTED	\$21,000.	FEES COLLECTED	\$ 18,000.
PERMITS ISSUED	5	PERMITS ISSUED	21	PERMITS ISSUED	18

- **This is a three (3) year license.**

Inspections



CLASSIFICATION	INSPECTIONS
Assembly	186
Business	15
Educational	338
Residential	63
Institutional	104
Mercantile	107
Other	8
Fireworks	890
Home Daycare	54
TOTAL	1,765

Inspections by County

AUTAUGA	8	JACKSON	63
BALDWIN	50	JEFFERSON	48
BARBOUR	9	LAMAR	1
BIBB	5	LAUDERDALE	20
BLOUNT	7	LAWRENCE	3
BULLOCK	22	LEE	2
BUTLER	12	LIMESTONE	11
CALHOUN	29	LOWNDES	5
CHAMBERS	24	MACON	5
CHEROKEE	6	MADISON	14
CHILTON	26	MARENGO	3
CHOCTAW	9	MARION	6
CLARKE	27	MARSHALL	14
CLAY	11	MOBILE	24
CLEBURNE	3	MONROE	11
COFFEE	8	MONTGOMERY	2
COLBERT	25	MORGAN	28
CONECUH	11	PERRY	-
COOSA	3	PICKENS	2
COVINGTON	18	PIKE	7
CRENSHAW	6	RANDOLPH	10
CULLMAN	19	RUSSELL	4
DALE	19	SHELBY	20
DALLAS	3	ST. CLAIR	18
DEKALB	6	SUMTER	2
ELMORE	21	TALLADEGA	50
ESCAMBIA	12	TALLAPOOSA	15
ETOWAH	8	TUSCALOOSA	9
FAYETTE	3	WALKER	8
FRANKLIN	2	WASHINGTON	5
GENEVA	16	WILCOX	-
GREENE	1	WINSTON	10
HALE	1		
HENRY	10		
HOUSTON	15	TOTAL	875

Fireworks Inspections by County

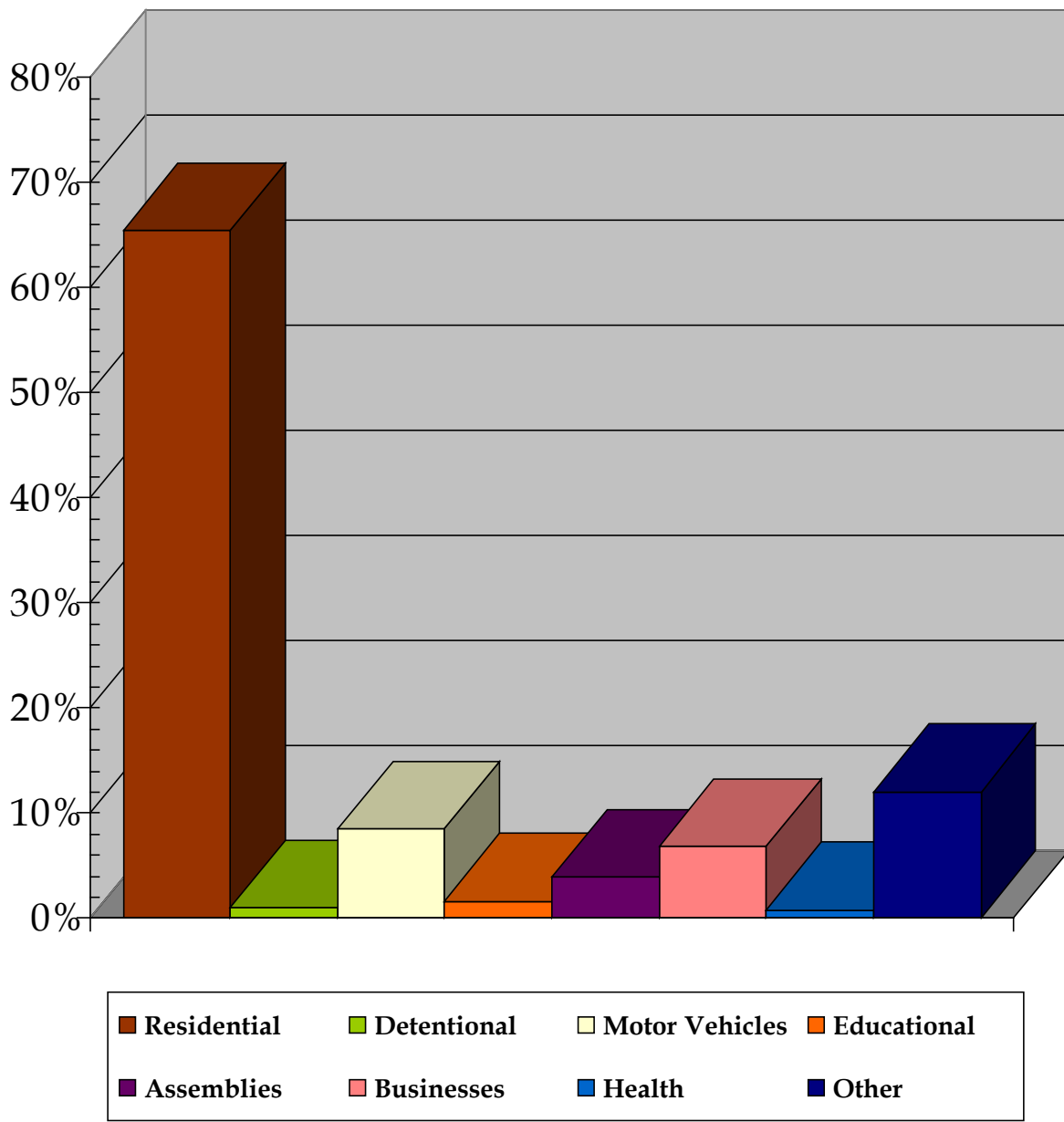
AUTAUGA	5	JACKSON	12
BALDWIN	24	JEFFERSON	104
BARBOUR	1	LAMAR	1
BIBB	5	LAUDERDALE	20
BLOUNT	17	LAWRENCE	9
BULLOCK	1	LEE	17
BUTLER	5	LIMESTONE	14
CALHOUN	16	LOWNDES	2
CHAMBERS	5	MACON	-
CHEROKEE	17	MADISON	70
CHILTON	20	MARENGO	10
CHOCTAW	4	MARION	9
CLARKE	4	MARSHALL	12
CLAY	3	MOBILE	60
CLEBURNE	12	MONROE	6
COFFEE	4	MONTGOMERY	6
COLBERT	16	MORGAN	16
CONECUH	3	PERRY	1
COOSA	1	PICKENS	2
COVINGTON	16	PIKE	5
CRENSHAW	3	RANDOLPH	9
CULLMAN	32	RUSSELL	6
DALE	10	SHELBY	34
DALLAS	7	ST. CLAIR	19
DEKALB	24	SUMTER	-
ELMORE	24	TALLADEGA	21
ESCAMBIA	8	TALLAPOOSA	11
ETOWAH	20	TUSCALOOSA	41
FAYETTE	1	WALKER	17
FRANKLIN	8	WASHINGTON	3
GENEVA	11	WILCOX	1
GREENE	1	WINSTON	9
HALE	4		
HENRY	2		
HOUSTON	9	TOTAL	890

CLASSIFICATION OF PROPERTY INVOLVED A CLOSER LOOK..

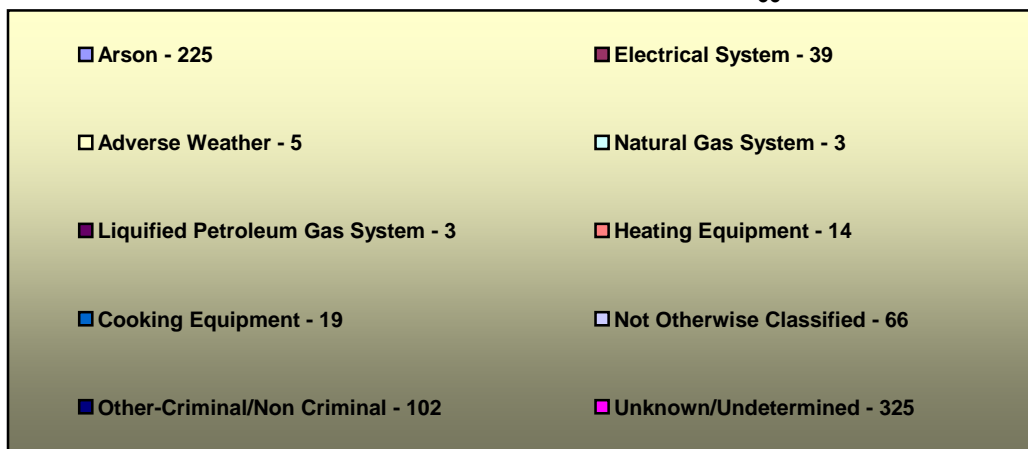
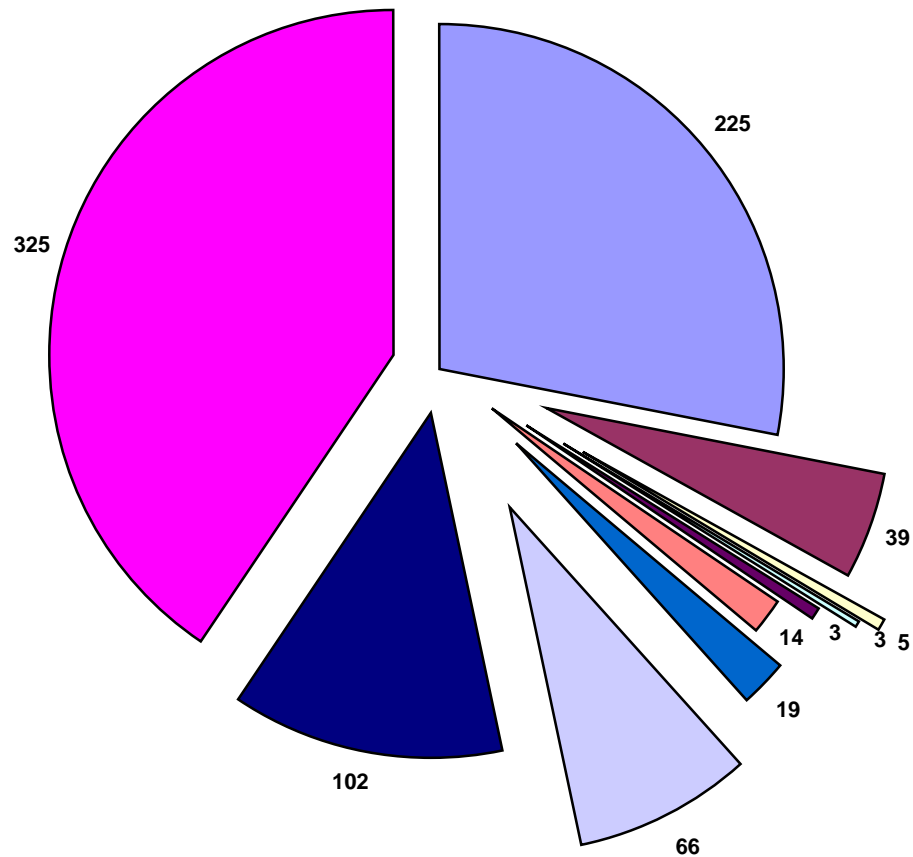
RESIDENTIAL:	65.4%
DWELLINGS	334
MOBILE HOMES	154
APARTMENTS, DORMITORIES	26
HUNTING CLUBS/LODGES	3
HOTELS/MOTELS	4
DETENTIONAL:	1%
JAILS, etc.	8
MOTOR VEHICLES:	8.5%
AUTOMOBILES, TRUCKS, etc.	67
MOTOR HOMES/CAMPER TRAILERS	-
WATERCRAFT	-
FARM EQUIPMENT/ TRACTORS, HEAVY EQUIPMENT, etc.	1
EDUCATIONAL FACILITIES:	1.6%
SCHOOLS, UNIVERSITIES	13
ASSEMBLIES:	3.9%
ASSEMBLIES/CHURCHES	19
RESTAURANTS	12
BUSINESSES:	6.8%
INDUSTRIAL, COMMERCIAL, MERCANTILE	54
HEALTHCARE:	.8%
DOCTOR OFFICES, HOSPITALS	7
OTHER:	12%
	96
TOTAL	798

Investigations

Classifications of Property Involved



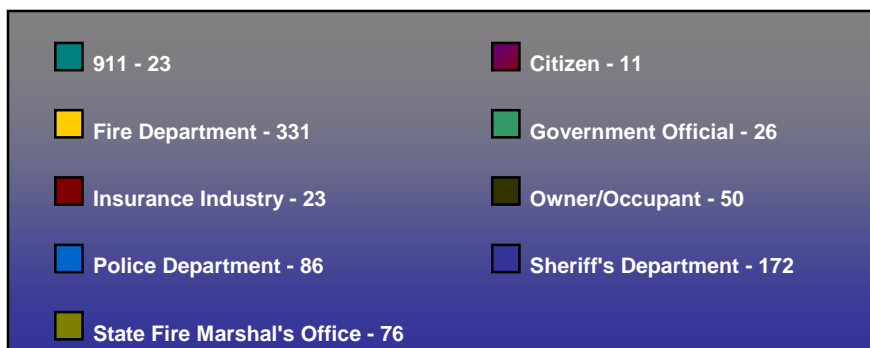
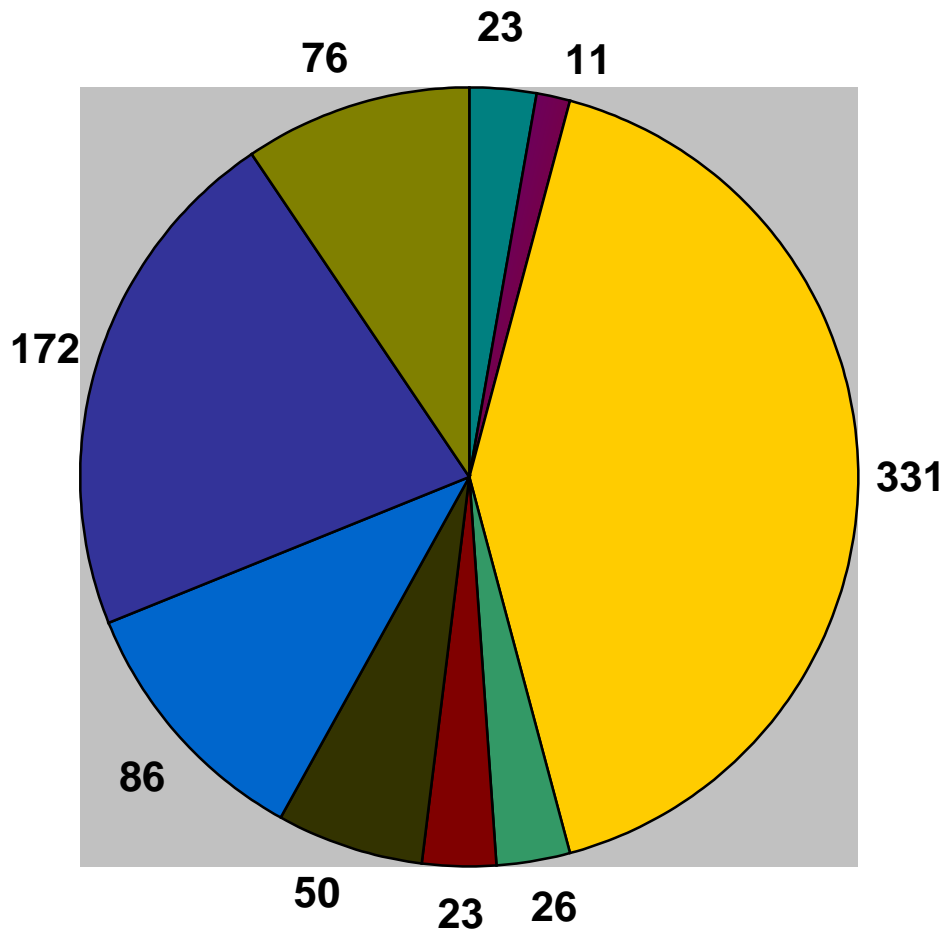
Classifications of Investigations



Investigations by County

AUTAUGA	13	JACKSON	20
BALDWIN	28	JEFFERSON	37
BARBOUR	14	LAMAR	6
BIBB	10	LAUDERDALE	36
BLOUNT	19	LAWRENCE	11
BULLOCK	7	LEE	6
BUTLER	3	LIMESTONE	29
CALHOUN	17	LOWNDES	3
CHAMBERS	11	MACON	9
CHEROKEE	11	MADISON	14
CHILTON	17	MARENGO	-
CHOCTAW	7	MARION	12
CLARKE	7	MARSHALL	9
CLAY	3	MOBILE	28
CLEBURNE	4	MONROE	6
COFFEE	9	MONTGOMERY	5
COLBERT	22	MORGAN	10
CONECUH	13	PERRY	2
COOSA	2	PICKENS	8
COVINGTON	11	PIKE	4
CRENSHAW	-	RANDOLPH	5
CULLMAN	15	RUSSELL	-
DALE	6	SHELBY	17
DALLAS	15	ST. CLAIR	18
DEKALB	4	SUMTER	5
ELMORE	23	TALLADEGA	27
ESCAMBIA	8	TALLAPOOSA	19
ETOWAH	19	TUSCALOOSA	14
FAYETTE	6	WALKER	57
FRANKLIN	12	WASHINGTON	2
GENEVA	11	WILCOX	6
GREENE	3	WINSTON	7
HALE	6		
HENRY	2		
HOUSTON	8	TOTAL	798

Investigation Requestors





2014 Arrests / Charges

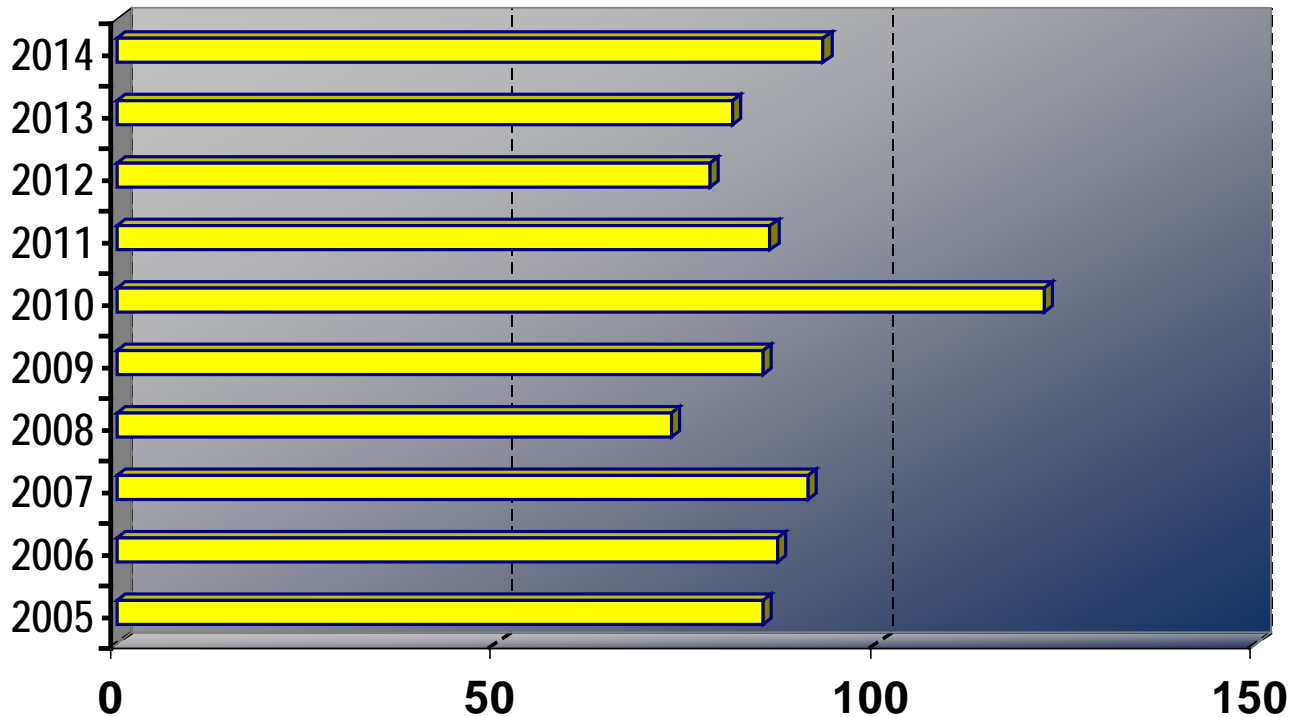


Arson 1 st	14
Arson 2 nd	34
Arson 3 rd	13
Assault 2 nd	4
Attempted Murder	8
Attempting to Elude	7
Buying Pseudo to Manufacture Methamphetamine	1
Purchasing Pseudo to Manufacture Methamphetamine	7
Break/Entering Vehicle	2
Burglary 1 st	2
Burglary 3 rd	27
Capital Murder	4
Conspiracy to Commit Murder	1
Criminal Impersonation	1
Criminal Mischief 1 st	5
Criminal Mischief 2 nd	1
Criminal Mischief 3 rd	1
Criminal Trespass 3 rd	1
Criminally Negligent Homicide	2
Destructive Device, or bacteriological or biological weapon	1
Discharging a Firearm into a Building, Auto, Ex.	1
Disorderly Conduct	1
Domestic Violence 1 st	1

Domestic Violence 3 rd	4
Driving Under the Influence	2
Driving While License Suspended	1
Endangering the Welfare of a Child	4
Failure to Appear (FTA) Alias Warrant	2
Failure to Maintain Smoke Alarm in Hotel Room	6
Harassment	4
Harassing Communications	1
Identity Theft	1
Igniting Fireworks within 200 ft from where sold	2
Illegal Possession of Alcohol	2
Insurance Fraud 1 st	1
Manslaughter	2
Murder	3
No Contractor License	2
Obstructing Governmental Operations	4
Possession of a Firearm	1
Possession of Drug Paraphernalia	16
Possession of Explosive Device	3
Possession or Receipt of a Controlled Substance	5
Probation Revoked	1
Prostitution	4
Public Intoxication	1
Receiving Stolen Property 1 st	2
Reckless Driving	1
Reckless Endangerment	1
Resisting Arrest	4
Robbery 1 st	1
Selling Fireworks w/o Permit	1
Ship/Manufacture/Sale Prohibited Fireworks	13
Tampering with Physical Evidence	1

Theft of Property 1 st	6
Theft of Property 2 nd	1
Theft of Property 3 rd	4
Theft of Services 3 rd	1
Unlawful Distribution of a Controlled Substance	4
Unlawful Possession of Marijuana 2 nd	8
Unlawful Possession or Receipt of a Controlled Substance	9
Writ of Arrest	2
TOTAL	270

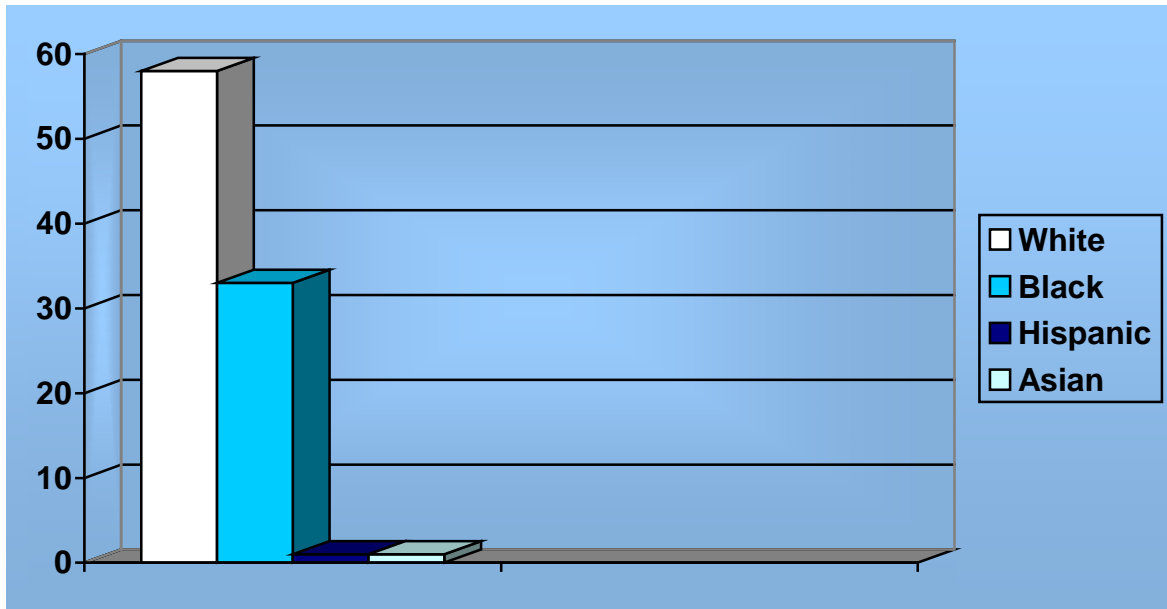
Alabama Fire Fatality Record




Alabama's fire death record for the past ten years is statistically graphed above. The exact numbers of annual fire-related fatalities are as follows:

2005 - 85
2006 - 87
2007 - 91
2008 - 73
2009 - 85
2010 - 122
2011 - 86
2012 - 78
2013 - 81
2014 - 93

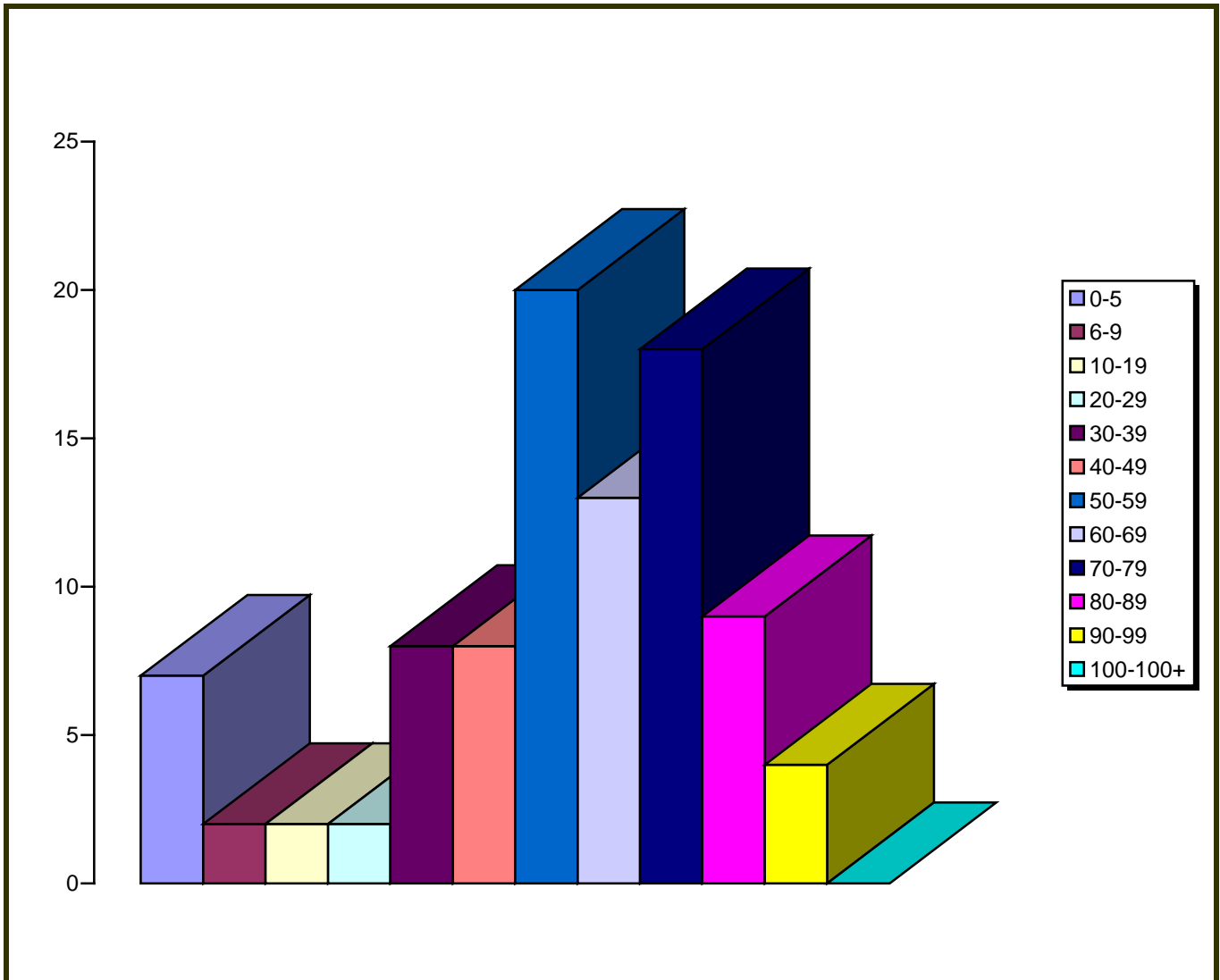
Fatalities by Race



Fatalities by Gender



Fatalities by Age



The fire-related fatalities are broken down into age groups in the graph above. The exact fatalities per age group are as follows:

Age	Number	Age	Number
0 – 5	7	60 – 69	13
6 – 9	2	70 – 79	18
10 – 19	2	80 – 89	9
20 – 29	2	90 – 99	4
30 – 39	8	100+	-
40 – 49	8		
50 – 59	20	Total	93

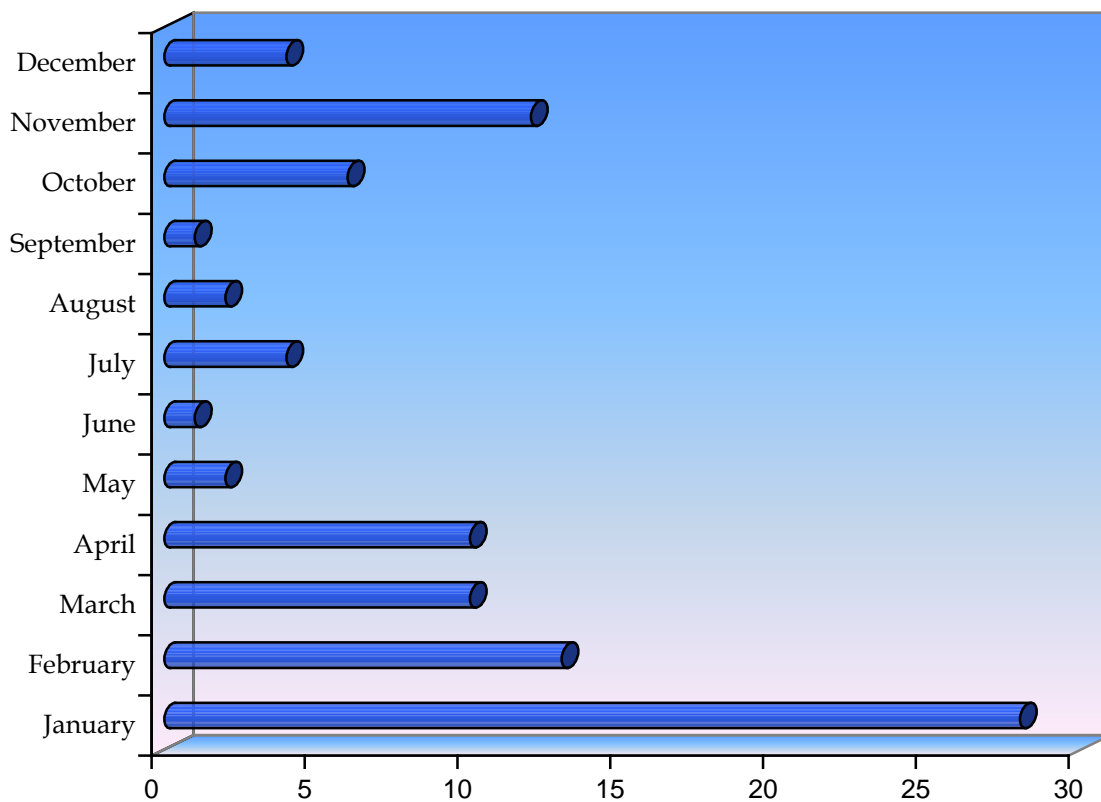
FIRE FATALITY CAUSES

ARSON BY FIRE	4
MURDER BY FIRE (inside building or vehicle)	5
ELECTRICAL SYSTEM-WIRING- PERMANENT-INTERIOR	6
ELECTRICAL SYSTEM-WIRING- TEMPORARY-INTERIOR	1
LIQUIFIED PETROLEUM GAS SYSTEM - PIPING/TUBING-TEMPORARY-INTERIOR	1
ELECTRIC-WALL HEATERS	1
ELECTRIC-PORTABLE HEATERS	2
HEATING EQUIPMENT-L.P. GAS - SPACE HEATER - NONVENTED	8
HEATING EQUIPMENT-WOOD HEATER	1
HEATING EQUIPMENT-PORTABLE LIQUID FUELED	1
ELECTRIC-STOVE/OVEN- LEFT UNATTENDED	6
NATURAL GAS-STOVE/OVEN-LEFT UNATTENDED	1
CHILD PLAYING WITH LIGHTER	1
COMBUSTIBLE TOO CLOSE TO ELECTRIC HEATING EQUIPMENT	1
UNATTENDED CANDLE/OTHER AUXILIARY LIGHTING	1
FIRE/ARSON PREVENTION	8
UNDETERMINED	42
OTHER - NON CRIMINAL	3
TOTAL	93

Fatalities by County

AUTAUGA	-	JACKSON	-
BALDWIN	3	JEFFERSON	13
BARBOUR	2	LAMAR	-
BIBB	-	LAUDERDALE	2
BLOUNT	3	LAWRENCE	1
BULLOCK	-	LEE	1
BUTLER	1	LIMESTONE	3
CALHOUN	3	LOWNDES	-
CHAMBERS	-	MACON	-
CHEROKEE	-	MADISON	2
CHILTON	-	MARENGO	-
CHOCTAW	-	MARION	1
CLARKE	-	MARSHALL	3
CLAY	-	MOBILE	8
CLEBURNE	2	MONROE	-
COFFEE	1	MONTGOMERY	1
COLBERT	3	MORGAN	2
CONECUH	-	PERRY	-
COOSA	-	PICKENS	-
COVINGTON	-	PIKE	-
CRENSHAW	-	RANDOLPH	-
CULLMAN	6	RUSSELL	-
DALE	1	SHELBY	1
DALLAS	-	ST. CLAIR	1
DEKALB	-	SUMTER	-
ELMORE	-	TALLADEGA	3
ESCAMBIA	2	TALLAPOOSA	4
ETOWAH	5	TUSCALOOSA	4
FAYETTE	-	WALKER	1
FRANKLIN	1	WASHINGTON	1
GENEVA	1	WILCOX	2
GREENE	-	WINSTON	2
HALE	1		
HENRY	-		
HOUSTON	2	TOTAL	93

Fatalities by Month



The fire-related fatalities are broken down by months in the graph above.
The exact fatalities per month are as follows:

January	28	July	4
February	13	August	2
March	10	September	1
April	10	October	6
May	2	November	12
June	1	December	4

Total Fatalities – 93